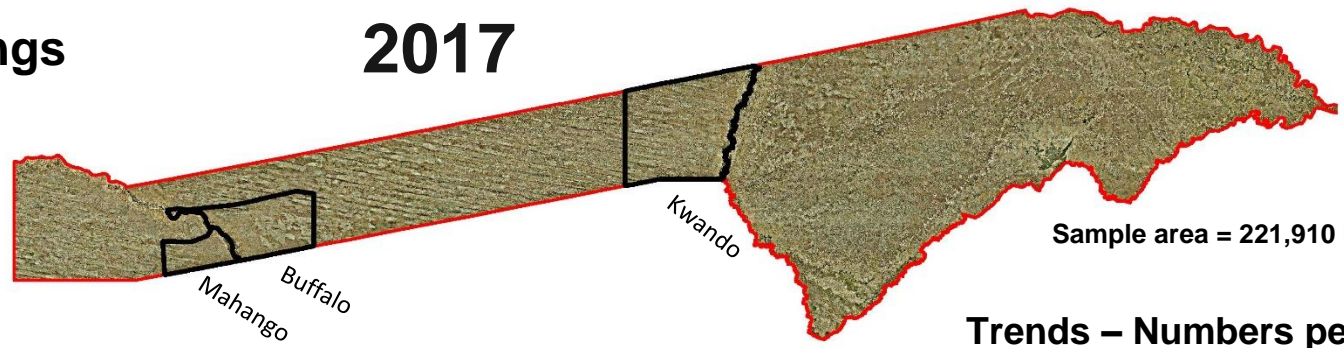


GAME COUNTS IN BWABWATA N.P.

Dry season - Live sightings

2017



Sample area = 221,910 ha.

Numbers seen:

Park Section	Mahango	Buffalo	Kwando
Total km	334	599	860
No. of routes	22	35	58

Species	Mahango	Buffalo	Kwando
Baboon			29
Buffalo	844	856	655
Bushbuck	5	8	
Bushpig			
Cheetah		3	
Crocodile	3	9	1
Duiker	19	49	50
Eland	2	10	141
Elephant	172	1021	691
Giraffe	27		67
Hippo	84	31	
Hyaena			6
Impala	683	176	607
Jackal BB			
Kudu	291	358	143
Lechwe	195	72	266
Leopard			
Lion		2	
Ostrich	20		1
Reedbuck	24		10
Roan	78	16	14
Sable	64	185	89
Steenbok	5	8	17
Tsessebe	75		26
V. Monkey		20	
Warthog	52	142	21
Waterbuck		16	
Wild dog		12	
Wildebeest	8		20
Zebra B.	84		550

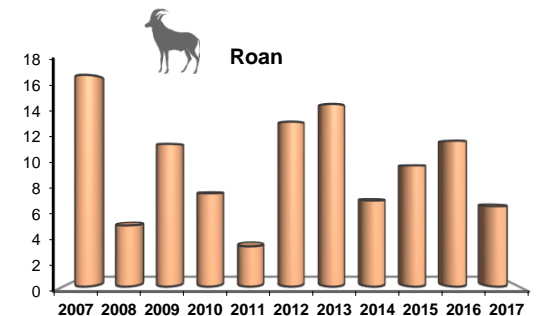
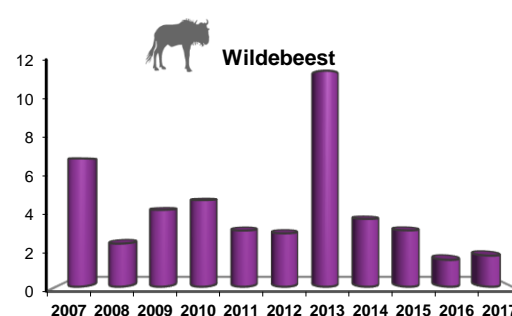
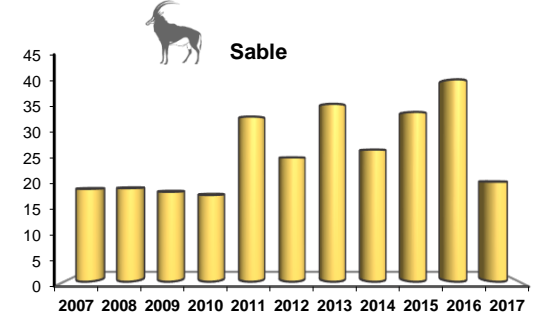
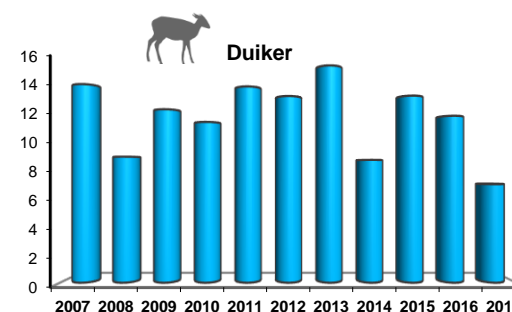
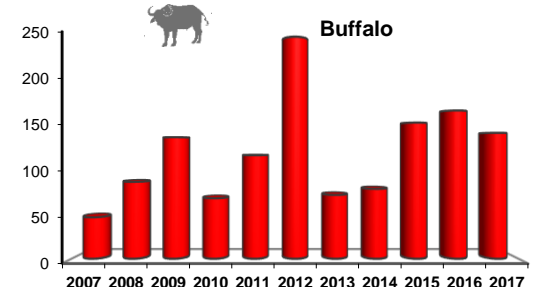
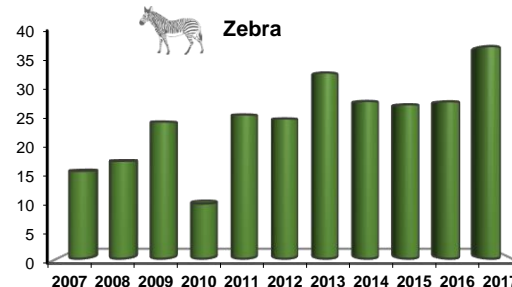
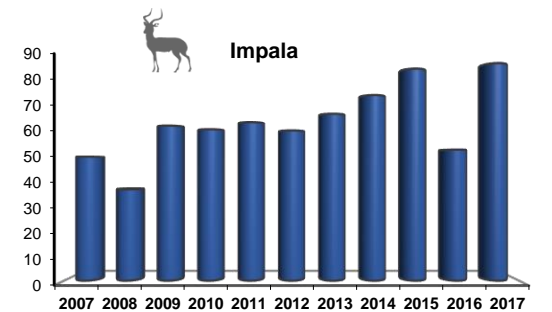
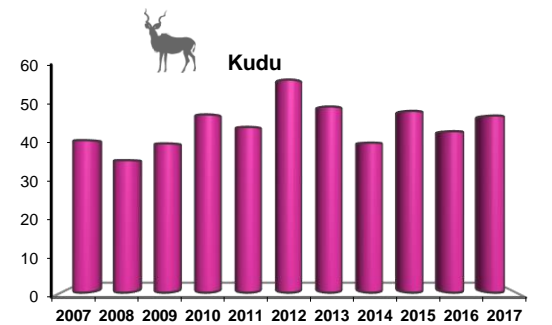
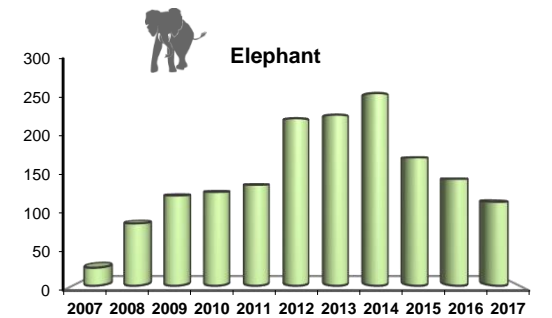
Habitat

Species	Riverine zone with floodplain grassland	Woodland < 8km from the river	Woodland > 8km from the river
Baboon	0	29	0
Buffalo	1779	465	111
Bushbuck	9	4	0
Bushpig	0	0	0
Cheetah	0	0	3
Crocodile	12	1	0
Duiker	4	53	61
Eland	0	34	119
Elephant	543	674	667
Giraffe	22	32	40
Hippo	115	0	0
Hyaena	1	1	4
Impala	985	439	42
Jackal BB	0	0	0
Kudu	278	279	235
Lechwe	337	196	0
Leopard	0	0	0
Lion	2	0	0
Ostrich	6	10	5
Reedbuck	32	2	0
Roan	33	40	35
Sable	61	114	163
Steenbok	1	10	19
Tsessebe	24	48	29
V. Monkey	20	0	0
Warthog	165	34	16
Waterbuck	16	0	0
Wild dog	12	0	0
Wildebeest	8	0	20
Zebra B.	63	303	268

2016 vs 2017

Species	Animals		Groups	
	2016	2017	2016	2017
Baboon	210	29	9	1
Buffalo	2761	2355	62	67
Bushbuck	9	13	6	9
Bushpig	0	0	0	0
Cheetah	8	3	1	1
Crocodile	14	13	10	9
Duiker	199	118	177	108
Eland	57	153	16	13
Elephant	2391	1884	154	111
Giraffe	79	94	27	27
Hippo	89	115	16	19
Hyaena	6	6	5	5
Impala	881	1466	96	157
Jackal BB	2	0	1	0
Kudu	719	792	164	174
Lechwe	440	533	33	44
Leopard	0	0	0	0
Lion	0	2	0	1
Ostrich	28	21	10	8
Reedbuck	20	34	4	12
Roan	195	108	40	27
Sable	679	338	90	60
Steenbok	41	30	34	27
Tsessebe	61	101	19	23
V. Monkey	58	20	8	4
Warthog	219	215	82	86
Waterbuck	16	16	1	3
Wild dog	0	12	0	1
Wildebeest	24	28	6	5
Zebra B.	468	634	45	55

Trends – Numbers per 100km



Estimates

Estimates were calculated using DISTANCE. These are average estimates calculated using sightings from the 3 most recent count years. The bottom row of the table (hyphenated) numbers = 95% Confidence Intervals (rounded).

Species	Mahango	Buffalo	Kwando
Buffalo	247	2300	2854
	60-1080	1090-4870	1360-5975
Duiker	251	857	1257
	190-335	690-1070	980-1610
Elephant	124	2605	6736
	75-210	2040-3330	4750-9560
Giraffe	37	0	322
	20-60	0	220-470
Impala	1519	1216	3547
	830-2770	480-3075	2150-5860
Kudu	1339	1766	1061
	1055-1700	1110-2810	800-1410
Lechwe	179	109	334
	60-530	40-320	120-960
Reedbuck	61	*	26
	10-230	*	20-105
Roan	237	168	142
	150-390	100-290	50-390
Sable	106	1207	631
	40-290	865-1690	420-945
Steenbok	50	63	394
	20-110	35-115	250-630
Tsessebe	173	*	88
	100-295	*	50-160
Warthog	128	609	448
	70-245	350-1060	300-670
Wildebeest	*	*	86
	*	*	18-1260
Zebra Burchell's	215	*	1974
	120-370	*	1430-2720

* = too few observations to provide useful local estimates
0 = no animals seen in counts

