

maximising wildlife returns by minimising threats...

Performance Indicators

Management performance in 2021

Category	Performance
1 Adequate staffing	
2 Adequate expenditure	
3 Audit attendance	
4 NR management plan	
5 Zonation	
6 Leadership	
7 Display of material	
8 Event Book modules	
9 Event Book quality	
10 Compliance	
11 Game census	
12 Reporting & adaptive management	
13 Law enforcement	
14 Human Wildlife Conflict	
15 Harvesting management	
16 Sources of NR income	
17 Benefits produced	
18 Resource trends	
19 Resource targets	

Key to performance indicators

weak/bad

reasonable

good

Performance is assessed on a scoring system from zero (none) to a maximum of between 3 and 6 (strong/excellent) depending on the indicator.

Indicators 1-17 reflect the performance of the management team in place in the conservancy and an efficient team can achieve a good rating in all 17 indicators.

Indicators 18 & 19 are influenced by external factors and are not considered a reflection of conservancy management. They indicate the current status of wildlife in the conservancy in relation to a theoretical optimal situation.

Human wildlife conflict

Human wildlife conflict trend

the chart shows the total number of incidents each year, subdivided by species, grouped as herbivores and predators

Most troublesome problem animals 2019-2021

the chart shows the number of incidents per species for the last 3 years; the darkest bar (on the right) indicates the current year for each species

Type of damage by problem animals 2019-2021

the chart shows the number of incidents per category for the last 3 years; the darkest bar (on the right) indicates the current year for each type

Poaching

Number of incidents per year

Commercial poaching is a serious threat to conservancy benefits. The chart shows the number of incidents per category

Traps and firearms recovered

number of incidents per category

Arrests and convictions

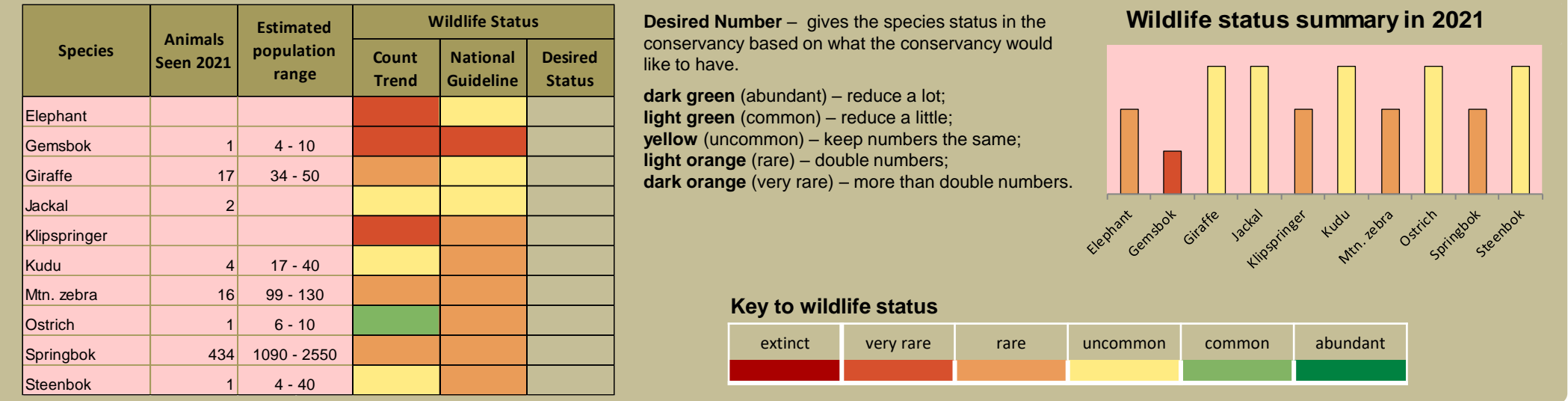
number of incidents per category

Wildlife removals – quota use and value

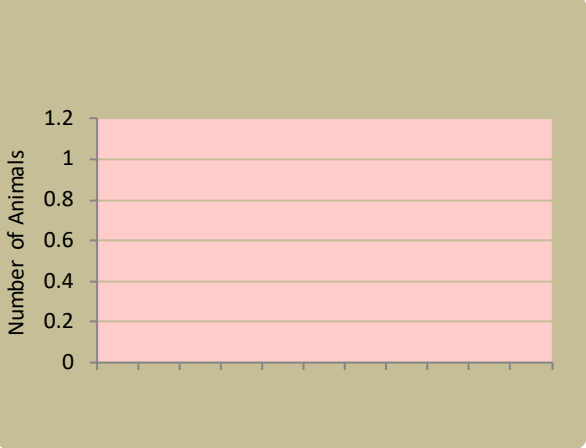
Potential value estimates (N\$) for a single animal:	Species	Quota 2021			Animals actually used in 2021						Potential	
		Total	Trophy	Other Use	Trophy	Own Use & Premium	Shoot & Sell	Capture & Sale	Problem Animal	Total Use	Trophy Value N\$	Other use Value N\$
<div><div>Potential trophy value</div><div>the average trophy value for that species in the conservancy landscape</div><div>trophy values vary depending on trophy quality, international recognition of the hunting operator and the hunting area</div><div>Potential other use value</div><div>the average live sale value of each high value species (indicated with an *). High value species are never used for meat</div><div>Fractions of animals indicate that a quota of 1 animal was awarded with conditions i.e. a) over a period of several years and/or b) is shared with other conservancies</div></div>	Baboon	5	5								600	
	Gemsbok	1	1								4,300	
	Giraffe	1	1		1					1	10,600	
	Leopard	0.33	0.33		1					1	38,900	
	Ostrich	3	2	1							2,000	810
	Springbok	12	6	6	1	6				7	2,700	702
	Mtn Zebra	5	3	2	2	2				4	6,300	4,482

monitoring numbers and trends for a healthy conservancy...

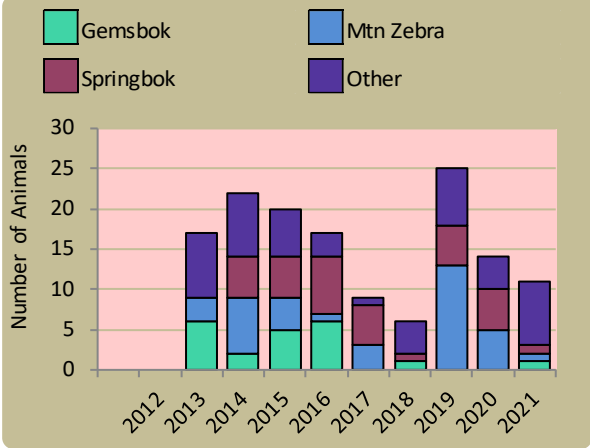
Current wildlife numbers and status



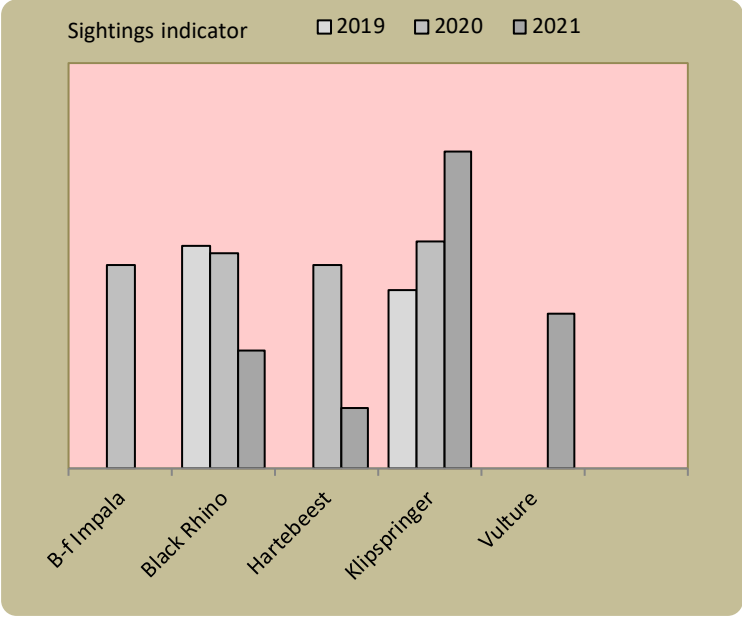
Wildlife introductions



Wildlife mortalities



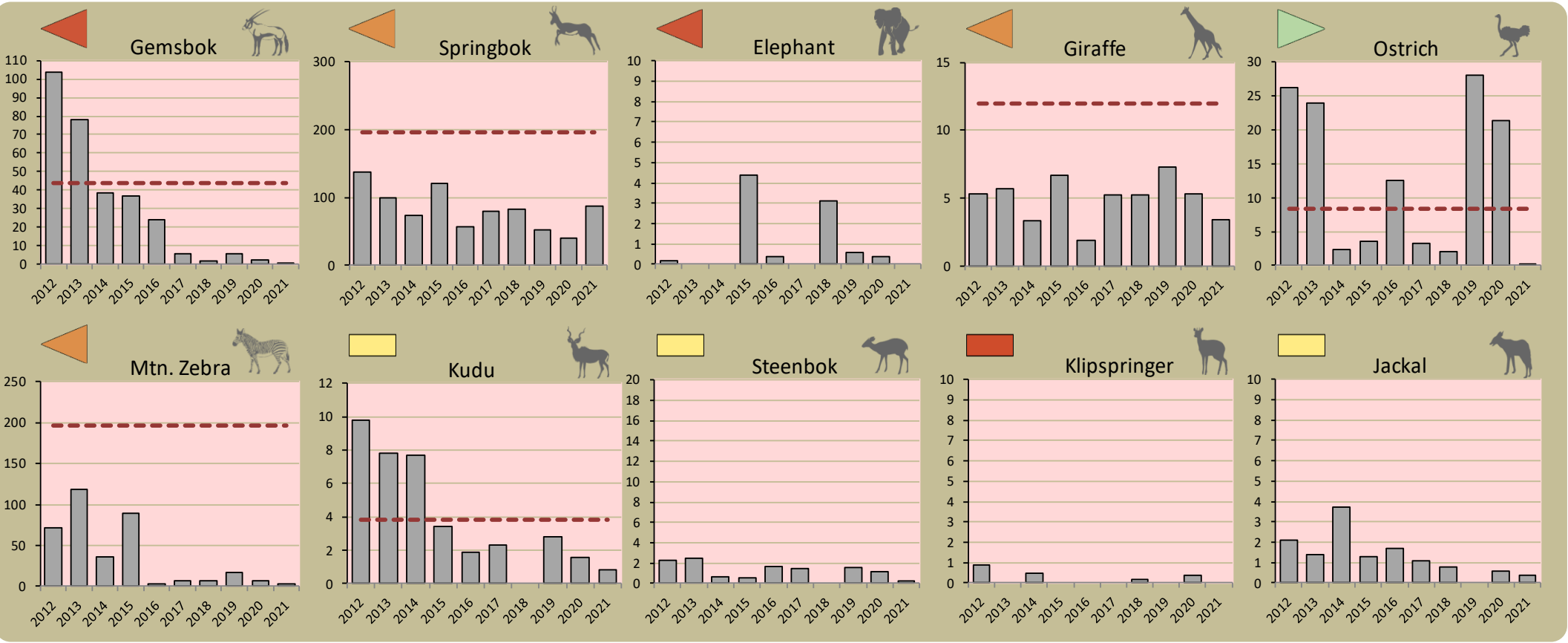
Locally rare species



Annual game count

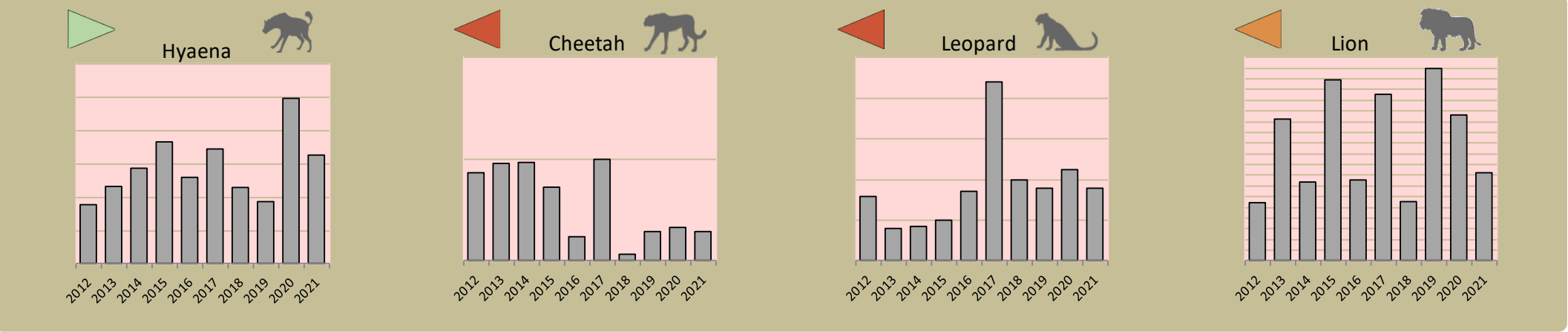
Charts show the number of animals seen each year per 100 km driven during the game count. As a point of reference the dashed horizontal line represents the combined 10 year average in Palmwag and Etendeka concessions. Status flags reflect the general count trend over the last 5 years.

Locally rare species are not found very often in the conservancy and need special conservation attention.



Predator monitoring

charts show the average number of animals seen per Event Book each year
status barometers reflect the general sightings trend over the last 5 years



Wildlife provides a wide range of benefits. Some wildlife can cause conflicts, but all wildlife is of value to tourism, trophy hunting and a healthy environment.

By using all the available information and adapting and improving activities, threats such as human wildlife conflict, poaching and other issues can be minimised.

Enabling wise conservancy governance...

Conservancy Statistics

Date Registered:	June 1998
Population (2011 census):	930
Size (square kilometres):	3493
Registered members:	713

Key Compliance Requirements

Was an AGM held?	✓
Were elections held?	N/A
Were benefits distributed according to the BDP?	✓
Is game managed according to the GMUP?	✓
Was the financial report presented and approved?	✓

Conservancy Governance

	Male	Female	Total
Number of management committee members	4	3	7
Attendance at AGM	71	58	129
Date of the last AGM:	03/02/2022		
Date of the next AGM:	Jan-23		
Other important issues			
Budget approved?	✓		
Work plan approved?	✓		
Annual conservancy report approved?	✓		

Benefit Distribution

Type	Description	Beneficiary	Number
Social Benefits	Financial Support	People	50
	Financial Support To Youth		
	Study Grant		
Meat Distribution	Meat To Members	Members	713
Other Benefits	Hwc Offset	Members	28

Employment

	Male	Female	Total
Conservancy staff (Incl. CGG & CRM)	20	6	26
Number of Community Game Guards	6	1	7
Number of Community Resource Monitors			

Governance Performance Rating

How well did the conservancy perform in the past year?

Performance Category	This Year	Prev. Year	Explanation of performance category
Member engagement			The conservancy is adequately engaging its members
Benefit planning			The conservancy developed its BDP in a transparent and participatory manner
Benefit distribution			The conservancy distributes benefits to its members in a fair, transparent and equitable manner
Accountability			Conservancy members are holding the management committee accountable
Stakeholder engagement			The conservancy maintains relationships with key external stakeholders
Financial management			The conservancy is effectively managing its finances
Colour codes: none weak moderate strong exceptional N/A			