

# GAME COUNTS IN SOUTHERN NAMIBIA

A collaboration between NACSO, MEFT and environmental NGOs

## May 2024

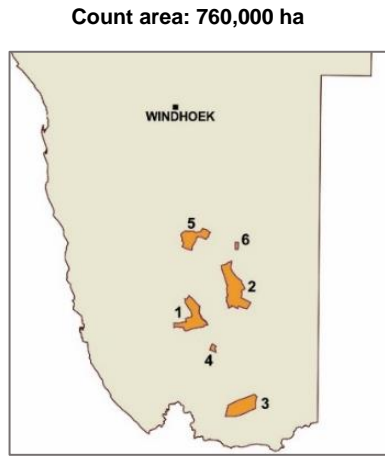
The fundamental purpose of game counts in communal areas is to inform conservancies and MEFT of wildlife trends for the purposes of adaptive management of resources. While estimates for some species are provided, these should only be considered an approximate guide to species abundance.

### Total Population Estimates

(in the 6 counted conservancies)

Species	Estimate 2024	95% CI Low	95% CI High	ESW (m)	Highest estimate and year	
Gemsbok (U)	110	31	392	309	200	2018
Kudu (U)	132	59	296	357	506	2013
Ostrich (U)	198	93	423	340	405	2019
Springbok (HN)	1,430	859	2,380	384	9,270	2015
Steenbok (U)	318	156	651	73	729	2013

Estimates were calculated using DISTANCE. Model selection: U = uniform key; HN = half normal




### Estimates for conservancies:

Species	1. !Hani/Awab	2. !Khubi Naub	3. //Gamaseb	4. !Gawachab	5. Huibes	6. Oskop
Gemsbok	110					
Kudu	49	24			59	
Ostrich	42			33	102	20
Springbok	387	278	600	69	28	67
Steenbok	102	50	118		41	8

In most cases numbers of observations are very low and estimates presented here should be considered with a great deal of caution.

### Total numbers seen per year

Species	2005	2006	2007	2008	2009	2010	2011	2012	2013	2014	2015	2016	2017	2018	2019	2020	2021	2022	2023	2024
Baboon	7	8	13	10				13		13			60	30	90	15	55	115	122	
Fox, Bat-eared			6							3										1
Gemsbok		12	2	3	13	3	12	5	39	74	84	46	55	84	74	25	1		8	6
Jackal	6	3	4	4	3	7	7	6	4	3	8	10	2	8	5	11	5	9	2	9
Klipspringer											3				2					
Kudu				5	4	4	15	7	75	14	23	19	4	6	9	6	12	11	19	15
Ostrich			8	22	49	21	17	4	46	35	26	45	66	44	63	40	43	23	8	32
Springbok	912	1,133	1,247	1,538	1,757	1,471	2,225	1,218	1,534	1,683	1,405	734	590	789	784	735	420	363	330	334
Steenbok	12	4	19	8	24	18	22	24	30	16	24	27	27	13	18	8	7	3	12	9
Warthog																		1		
Zebra, Hartmann's												5				9				

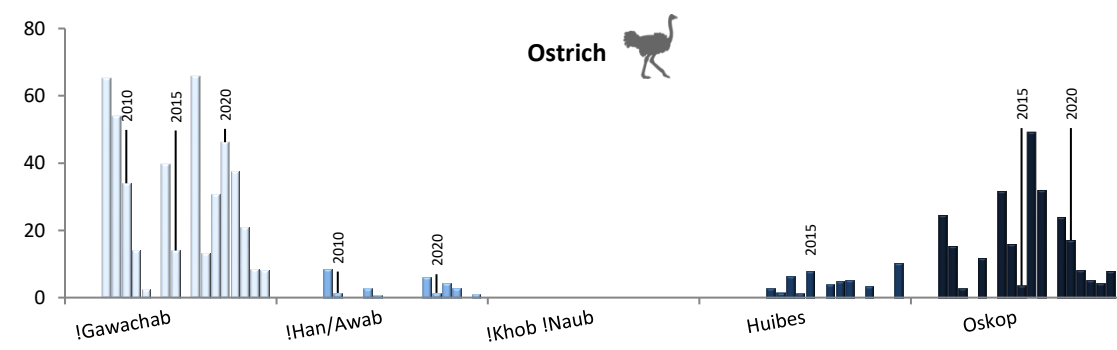
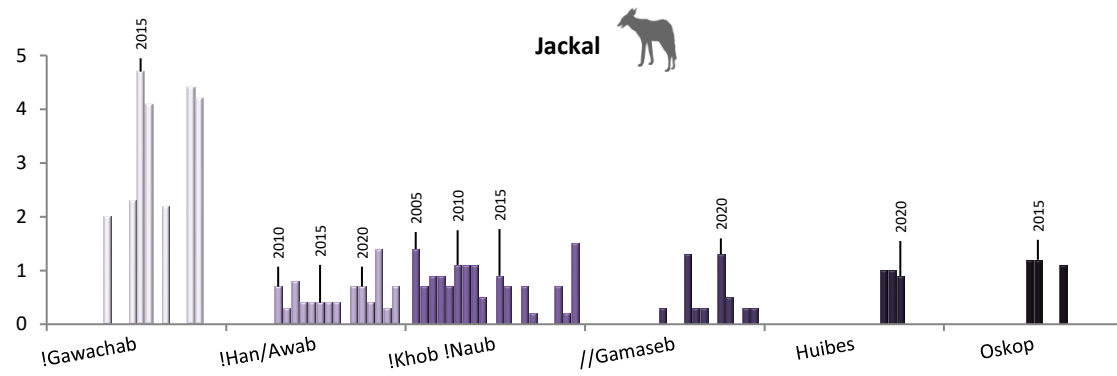


Total Transect Length (km)	2005	2006	2007	2008	2009	2010	2011	2012	2013	2014	2015	2016	2017	2018	2019	2020	2021	2022	2023	2024
	811	826	809	888	1,150	1,197	1,409	1,302	1,386	1,386	1,386	1,295	1,451	1,451	1,451	1,451	1,451	1,415	1,417	1,332

### Animals seen during this count:

	Total	1. !Hani/Awab	2. !Khubi Naub	3. //Gamaseb	4. !Gawachab	5. Huibes	6. Oskop
Total Route km	1,332	282	408	331	49	174	88
Total count area (km <sup>2</sup> )	7,597	1,923	2,747	1,748	132	951	96
Number of routes	27	5	7	6	2	5	2

Species	Total	1. !Hani/Awab	2. !Khubi Naub	3. //Gamaseb	4. !Gawachab	5. Huibes	6. Oskop
Baboon							
Bustard, Kori	18	4	10			4	
Fox, Bat-eared	1		1				
Gemsbok	6	6					
Jackal, BB	9	2	6	1			
Klipspringer							
Kudu	15	4	4			7	
Ostrich	32	3			4	18	7
Springbok	334	77	78	93	38	2	46
Steenbok	9	3	1	3		1	1



### Trends: - number of animals per 100km (2005-2024)

(If the conservancy name is not shown this species has not been recorded in the conservancy)

