

GAME COUNTS IN SOUTHERN NAMIBIA

The fundamental purpose of game counts in communal areas is to inform conservancies and MEFT of wildlife trends for the purposes of adaptive management of resources. While estimates for some species are provided, these should only be considered an approximate guide to species abundance.

June 2023

Population estimates for conservancies:

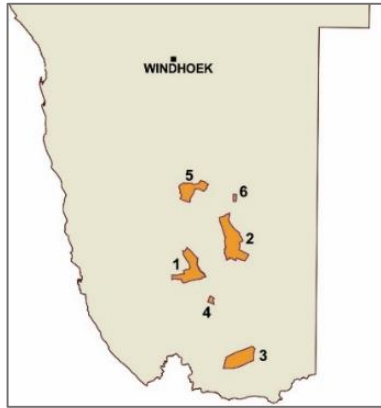
Total Population Estimates

(in the 6 counted conservancies)

| Species | Population estimate 2023 | 95% CI Low | 95% CI High | Highest estimate and year | |
|---------------|--------------------------|------------|-------------|---------------------------|------|
| Gemsbok (HN) | 121 | 38 | 386 | 200 | 2018 |
| Kudu (U) | 155 | 75 | 320 | 506 | 2013 |
| Ostrich (HN) | 55 | 18 | 174 | 405 | 2019 |
| Springbok (U) | 2,402 | 1,477 | 3,907 | 9,270 | 2015 |
| Steenbok (U) | 328 | 168 | 638 | 729 | 2013 |

Estimates were calculated using DISTANCE. Model selection: U = uniform key; HN = half normal

Count area: 800,000 ha



| Species | 1. !Han/Awab | 2. !Khob! Naub | 3. //Gamaseb | 4. !Gawachab | 5. Huibes | 6. Oskop |
|-----------|--------------|----------------|--------------|--------------|-----------|----------|
| Ostrich | | | | 47 | | 8 |
| Springbok | 499 | 769 | 927 | 117 | 41 | 49 |
| Gemsbok | 62 | | | 59 | | |
| Steenbok | 92 | 125 | | 22 | 75 | 15 |
| Kudu | 24 | 43 | | 11 | 77 | |

In most cases numbers of observations are very low and estimates presented here should be considered with a great deal of caution.

Total numbers seen per year

| Species | 2005 | 2006 | 2007 | 2008 | 2009 | 2010 | 2011 | 2012 | 2013 | 2014 | 2015 | 2016 | 2017 | 2018 | 2019 | 2020 | 2021 | 2022 | 2023 |
|-------------------|------|-------|-------|-------|-------|-------|-------|-------|-------|-------|-------|------|------|------|------|------|------|------|------|
| Baboon | 7 | 8 | 13 | 10 | | | | 13 | | 13 | | | 60 | 30 | 90 | 15 | 55 | 115 | 122 |
| Gemsbok | | 12 | 2 | 3 | 13 | 3 | 12 | 5 | 39 | 74 | 84 | 46 | 55 | 84 | 74 | 25 | 1 | | 8 |
| Bat-eared Fox | | | 6 | | | | | | | 3 | | | | | | | | | |
| Jackal | 6 | 3 | 4 | 4 | 3 | 7 | 7 | 6 | 4 | 3 | 8 | 10 | 2 | 8 | 5 | 11 | 5 | 9 | 2 |
| Klipspringer | | | | | | | | | | | 3 | | | | | 2 | | | |
| Kudu | | | | 5 | 4 | 4 | 15 | 7 | 75 | 14 | 23 | 19 | 4 | 6 | 9 | 6 | 12 | 11 | 19 |
| Ostrich | | | 8 | 22 | 49 | 21 | 17 | 4 | 46 | 35 | 26 | 45 | 66 | 44 | 63 | 40 | 43 | 23 | 8 |
| Springbok | 912 | 1,133 | 1,247 | 1,538 | 1,757 | 1,471 | 2,225 | 1,218 | 1,534 | 1,683 | 1,405 | 734 | 590 | 789 | 784 | 735 | 420 | 363 | 388 |
| Steenbok | 12 | 4 | 19 | 8 | 24 | 18 | 22 | 24 | 30 | 16 | 24 | 27 | 27 | 13 | 18 | 8 | 7 | 3 | 11 |
| Warthog | | | | | | | | | | | | | | | | | | 1 | |
| Zebra, Hartmann's | | | | | | | | | | | | 5 | | | | 9 | | | |

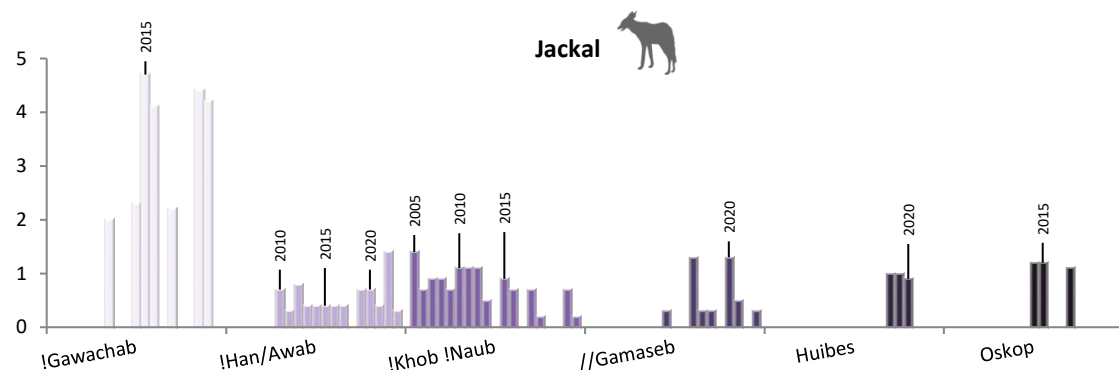


T. Robertson

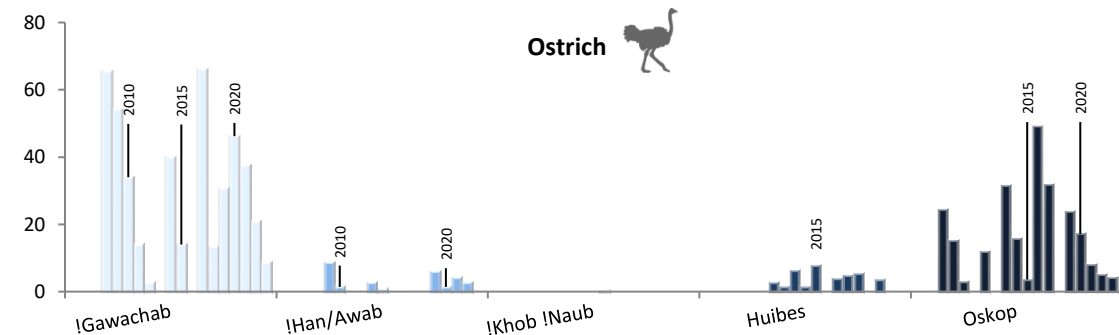
| Total Transect Length (km) | 2005 | 2006 | 2007 | 2008 | 2009 | 2010 | 2011 | 2012 | 2013 | 2014 | 2015 | 2016 | 2017 | 2018 | 2019 | 2020 | 2021 | 2022 | 2023 |
|----------------------------|------|------|------|------|-------|-------|-------|-------|-------|-------|-------|-------|-------|-------|-------|-------|-------|-------|-------|
| | 811 | 826 | 809 | 888 | 1,150 | 1,197 | 1,409 | 1,302 | 1,386 | 1,386 | 1,386 | 1,295 | 1,451 | 1,451 | 1,451 | 1,451 | 1,451 | 1,415 | 1,417 |

Animals seen during this count:

| | Total | 1. !Han/Awab | 2. !Khob! Naub | 3. //Gamaseb | 4. !Gawachab | 5. Huibes | 6. Oskop |
|------------------|-------|--------------|----------------|--------------|--------------|-----------|----------|
| Total Route km | 1,417 | 299 | 460 | 339 | 47 | 181 | 92 |
| Total area (km2) | 7,555 | 1,922 | 2,684 | 1,760 | 142 | 951 | 96 |
| Number of routes | 27 | 5 | 7 | 6 | 2 | 5 | 2 |
| % area excluded | | 0 | 0 | 0 | 0 | 31 | 0 |



| Species | Total | 1. !Han/Awab | 2. !Khob! Naub | 3. //Gamaseb | 4. !Gawachab | 5. Huibes | 6. Oskop |
|--------------|-------|--------------|----------------|--------------|--------------|-----------|----------|
| Baboon | 122 | | 1 | | | 121 | |
| Gemsbok | 8 | 1 | | | 7 | | |
| Jackal | 3 | 1 | 1 | 1 | | | |
| Klipspringer | 0 | | | | | | |
| Kudu | 19 | 1 | 8 | | 1 | 9 | |
| Ostrich | 8 | | | | 4 | | 4 |
| Springbok | 395 | 69 | 165 | 51 | 13 | 5 | 92 |
| Steenbok | 12 | 3 | 4 | | 1 | 2 | 2 |



Trends: - number of animals per 100km (2005-2023)

(If the conservancy name is not shown this species has not been recorded in the conservancy)

