

GAME COUNTS IN SOUTHERN NAMIBIA

The fundamental purpose of game counts in communal areas is to inform conservancies and MEFT of wildlife trends for the purposes of adaptive management of resources. While estimates for some species are provided, these should only be considered an approximate guide to species abundance.

June 2022

Population estimates for conservancies:

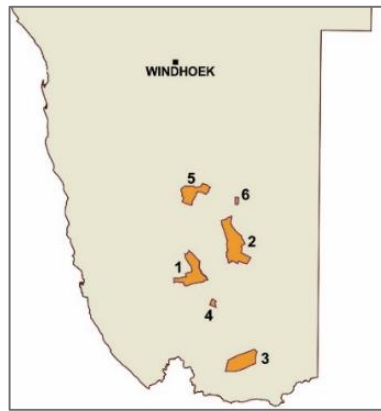
Total Population Estimates

(in the 6 counted conservancies)

Species	Population estimate	95% CI Low	95% CI High	Model
Gemsbok	-	-	-	-
Kudu	35	11	124	U
Ostrich	108	43	271	U
Springbok	3,212	2,011	5,129	U
Steenbok	129	45	371	HN

Estimates were calculated using DISTANCE. Model selection: U = uniform key; HN = half normal

Count area: 800,000 ha



Species	1. !Han/Awab!	2. !Khubi Naub	3. //Gamaseb	4. !Gawachab	5. Huibes	6. Oskop
Ostrich	41			54		12
Springbok	487	774	1,735	62	50	104
Gemsbok						
Steenbok		129				
Kudu					35	

In most cases numbers of observations are very low and estimates presented here should be considered with a great deal of caution.

Total numbers seen per year

Species	2005	2006	2007	2008	2009	2010	2011	2012	2013	2014	2015	2016	2017	2018	2019	2020	2021	2022
Baboon	7	8	13	10				13		13			60	30	90	15	55	115
Gemsbok		12	2	3	13	3	12	5	39	74	84	46	55	84	74	25	1	
Bat-eared Fox			6							3								
Jackal	6	3	4	4	3	7	7	6	4	3	8	10	2	8	5	11	5	9
Klipspringer											3				2			
Kudu				5	4	4	15	7	75	14	23	19	4	6	9	6	12	11
Ostrich			8	22	49	21	17	4	46	35	26	45	66	44	63	40	43	23
Springbok	912	1,133	1,247	1,538	1,757	1,471	2,225	1,218	1,534	1,683	1,405	734	590	789	784	735	420	363
Steenbok	12	4	19	8	24	18	22	24	30	16	24	27	27	13	18	8	7	3
Warthog																		1
Zebra, Hartmann's												5				9		



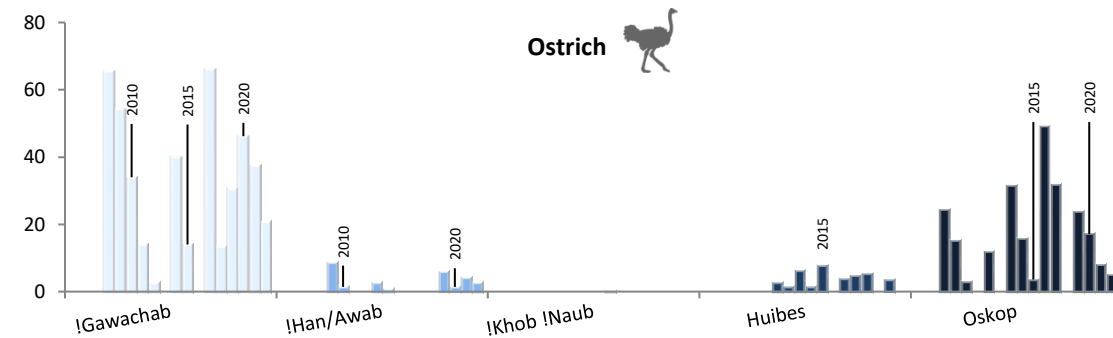
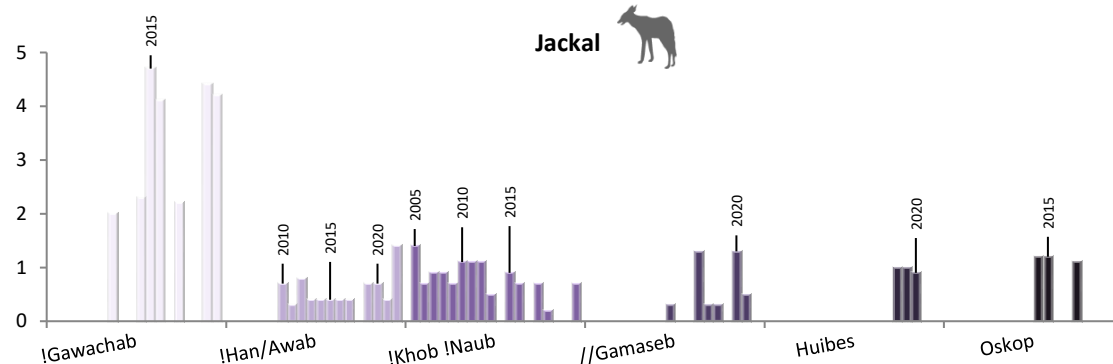
T. Robertson

Total Transect Length (km)	2005	2006	2007	2008	2009	2010	2011	2012	2013	2014	2015	2016	2017	2018	2019	2020	2021	2022
	811	826	809	888	1,150	1,197	1,409	1,302	1,386	1,386	1,386	1,295	1,451	1,451	1,451	1,451	1,451	1,415

Animals seen during this count:

	Total	1. !Han/Awab!	2. !Khubi Naub	3. //Gamaseb	4. !Gawachab	5. Huibes	6. Oskop
Total Route km	1,415	288	434	349	48	200	96
Total area (km2)	7,555	1,922	2,684	1,760	142	951	96
Number of routes	27	5	7	6	2	5	2
% area excluded		0	0	0	0	31	0

Species	Total	1. !Han/Awab!	2. !Khubi Naub	3. //Gamaseb	4. !Gawachab	5. Huibes	6. Oskop
Baboon	115		30				85
Gemsbok	0						
Jackal	9	4	3		2		
Klipspringer	0						
Kudu	11					11	
Ostrich	23	8			10		5
Springbok	363	25	77	177	5	9	70
Steenbok	3		3				



Trends: - number of animals per 100km (2005-2022)

(If the conservancy name is not shown this species has not been recorded in the conservancy)

