

maximising wildlife returns by minimising threats...

Performance Indicators

Management performance in 2020			
Category	Performance		
1 Adequate staffing			
2 Adequate expenditure			
3 Audit attendance			
4 NR management plan			
5 Zonation			
6 Leadership			
7 Display of material			
8 Event Book modules			
9 Event Book quality			
10 Compliance			
11 Game census			
12 Reporting & adaptive management			
13 Law enforcement			
14 Human Wildlife Conflict			
15 Harvesting management			
16 Sources of NR income			
17 Benefits produced			
18 Resource trends			
19 Resource targets			

Key to performance indicators		
weak/bad	reasonable	good

Performance is assessed on a scoring system from zero (none) to a maximum of between 3 and 6 (strong/excellent) depending on the indicator.

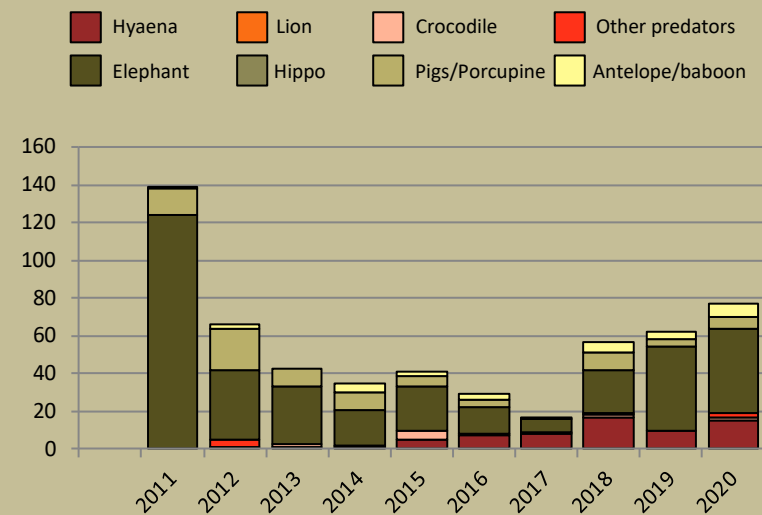
Indicators 1-17 reflect the performance of the management team in place in the conservancy and an efficient team can achieve a good rating in all 17 indicators.

Indicators 18 & 19 are influenced by external factors and are not considered a reflection of conservancy management. They indicate the current status of wildlife in the conservancy in relation to a theoretical optimal situation.

Human wildlife conflict

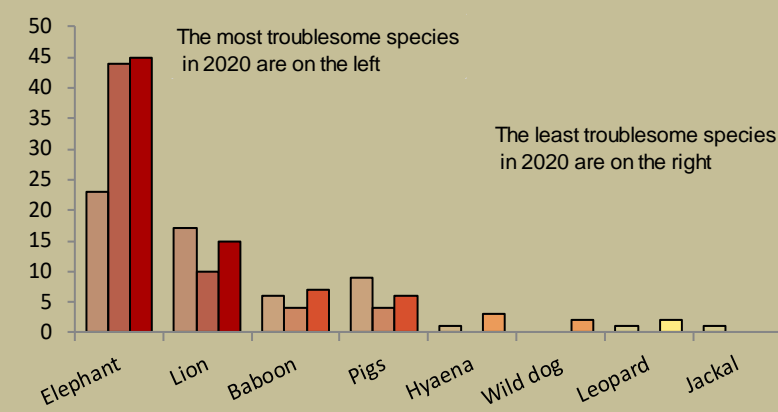
Human wildlife conflict trend

the chart shows the total number of incidents each year, subdivided by species, grouped as herbivores and predators



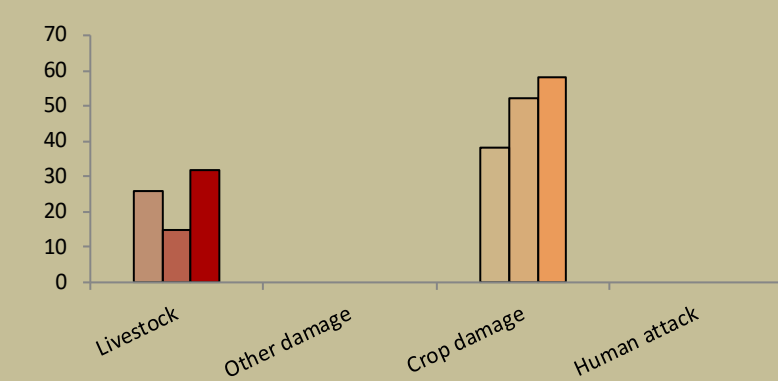
Most troublesome problem animals 2018-2020

the chart shows the number of incidents per species for the last 3 years; the darkest bar (on the right) indicates the current year for each species



Type of damage by problem animals 2018-2020

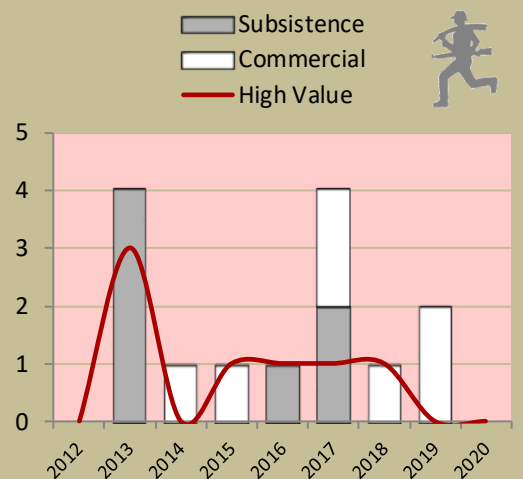
the chart shows the number of incidents per category for the last 3 years;
the darkest bar (on the right) indicates the current year for each type



Poaching

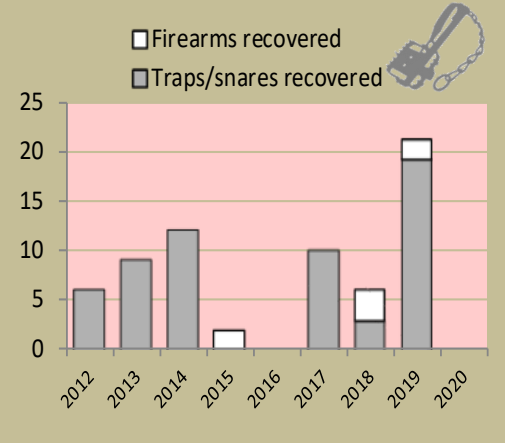
Number of incidents per year

Commercial poaching is a serious threat to conservancy benefits. The chart shows the number of incidents per category



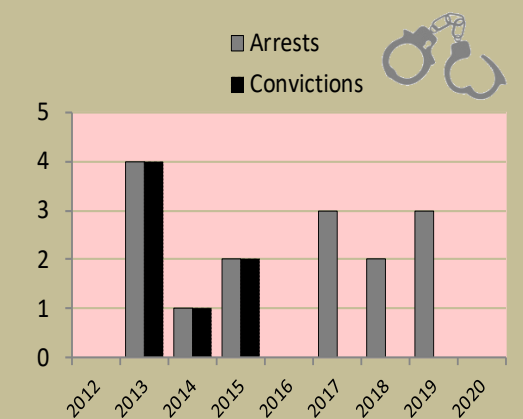
Traps and firearms recovered

number of incidents per category



Arrests and convictions

number of incidents per category



Wildlife removals – quota use and value

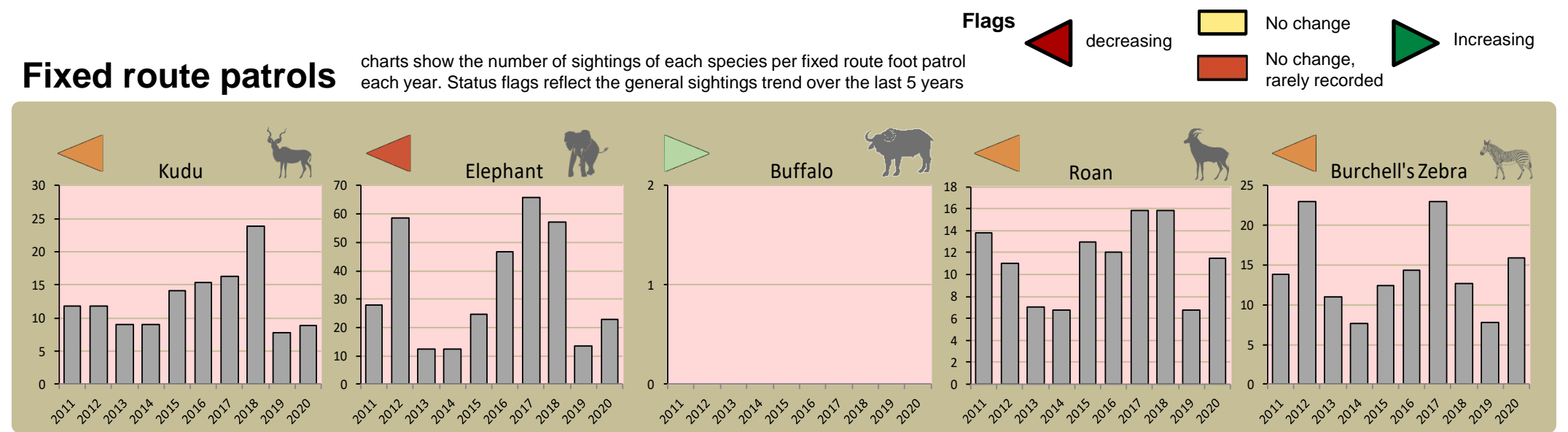
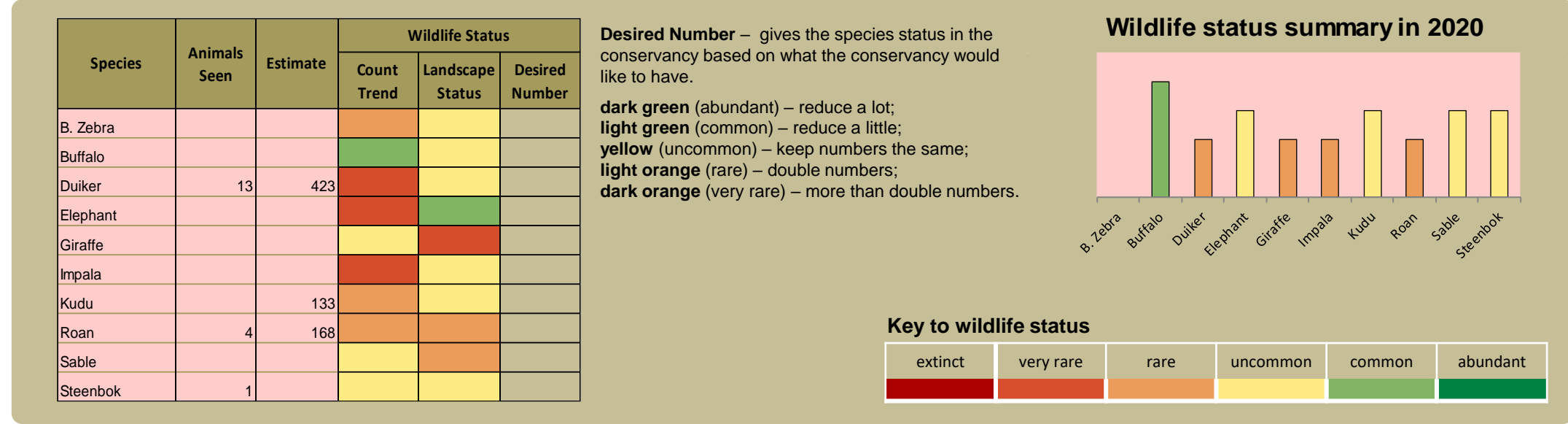
[illegible]

Effective monitoring is key to understanding the status of wildlife in the conservancy and for the effective management of these resources.

**Conservancies reduce environmental costs while increasing environmental returns.
Returns from wildlife can far outweigh human wildlife conflict costs.**

monitoring numbers and trends for a healthy conservancy...

Current wildlife numbers and status



Enabling wise conservancy governance...

Conservancy Statistics

Date Registered:	October 2006
Population (2011 census):	1010
Size (square kilometres):	391
Registered members:	992

Key Compliance Requirements

Was an AGM held?	✓
Were elections held?	N/A
Were benefits distributed according to the BDP?	✓
Is game managed according to the GMUP?	✓
Was the financial report presented and approved?	✓

Conservancy Governance

	Male	Female	Total
Number of management committee members	8	7	15
Attendance at AGM	38	27	65
Date of the last AGM:	11/12/2020		
Date of the next AGM:	Dec-21		
Other important issues			
Budget approved?	✓		
Work plan approved?	✓		
Annual conservancy report approved?	✓		

Benefit Distribution

Type	Description	Beneficiary	Number
Meat Distribution	Meat To Members		

Employment

	Male	Female	Total
Conservancy staff (Incl. CGG & CRM)	15	8	23
Number of Community Game Guards	10	5	15
Number of Community Resource Monitors			

Governance Performance Rating

How well did the conservancy perform in the past year?

Performance Category	This Year	Prev. Year	Explanation of performance category
1 Member engagement			The conservancy is adequately engaging its members
2a Benefit planning			The conservancy developed its BDP in a transparent and participatory manner
2b Benefit distribution			The conservancy distributes benefits to its members in a fair, transparent and equitable manner
3 Accountability			Conservancy members are holding the management committee accountable
4 Compliance			The conservancy is compliant with the standard operating procedures (SOPs)
5 Stakeholder engagement			The conservancy maintains relationships with key external stakeholders
6 Financial management			The conservancy is effectively managing its finances
Colour codes: <div>none</div> <div>weak</div> <div>moderate</div> <div>strong</div> <div>exceptional</div> <div>N/A</div>			