

monitoring numbers and trends for a healthy conservancy...

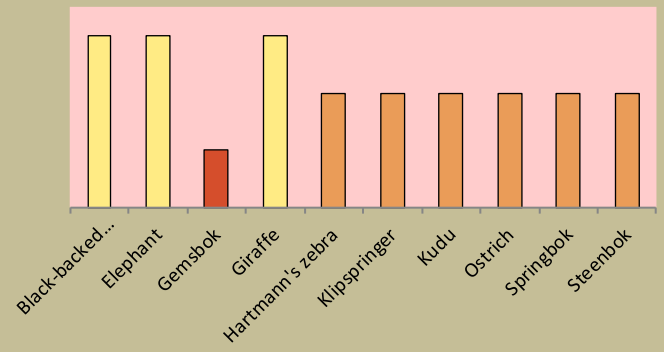
Current wildlife numbers and status

| Species | Animals Seen | Estimated population range | Wildlife Status | |
|---------------------|----------------|----------------------------|-----------------|------------------|
| | | | Count Trend | Landscape Status |
| Black-backed Jackal | No Counts done | | | Yellow |
| Elephant | | | | Yellow |
| Gemsbok | | | | Red |
| Giraffe | | | | Yellow |
| Hartmann's zebra | | | | Orange |
| Klipspringer | | | | Orange |
| Kudu | | | | Orange |
| Ostrich | | | | Orange |
| Springbok | | | | Orange |
| Steenbok | | | | Orange |


Key to count trend
 dark green – strong increase
 light green – slight increase
 yellow – more or less stable
 light orange – slight decline
 red – strong decline

Wildlife status summary is based on both the species trend and its status in the landscape

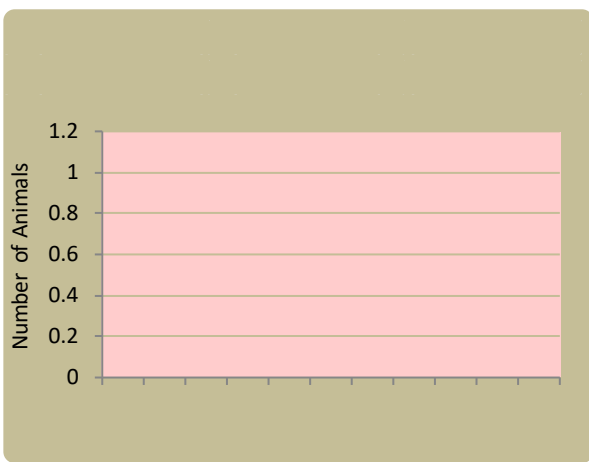
Wildlife status summary in 2023



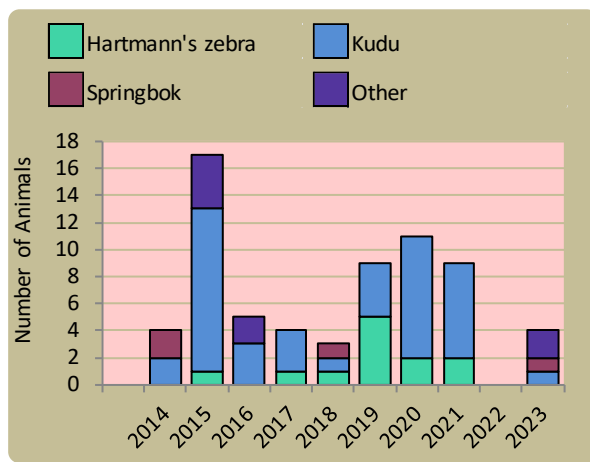
Key to status




Wildlife introductions



Wildlife mortalities

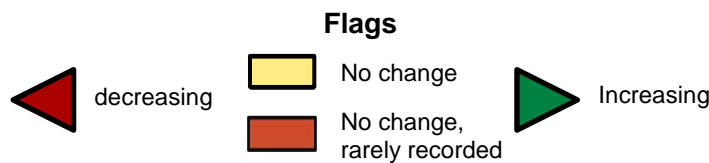


Locally rare species

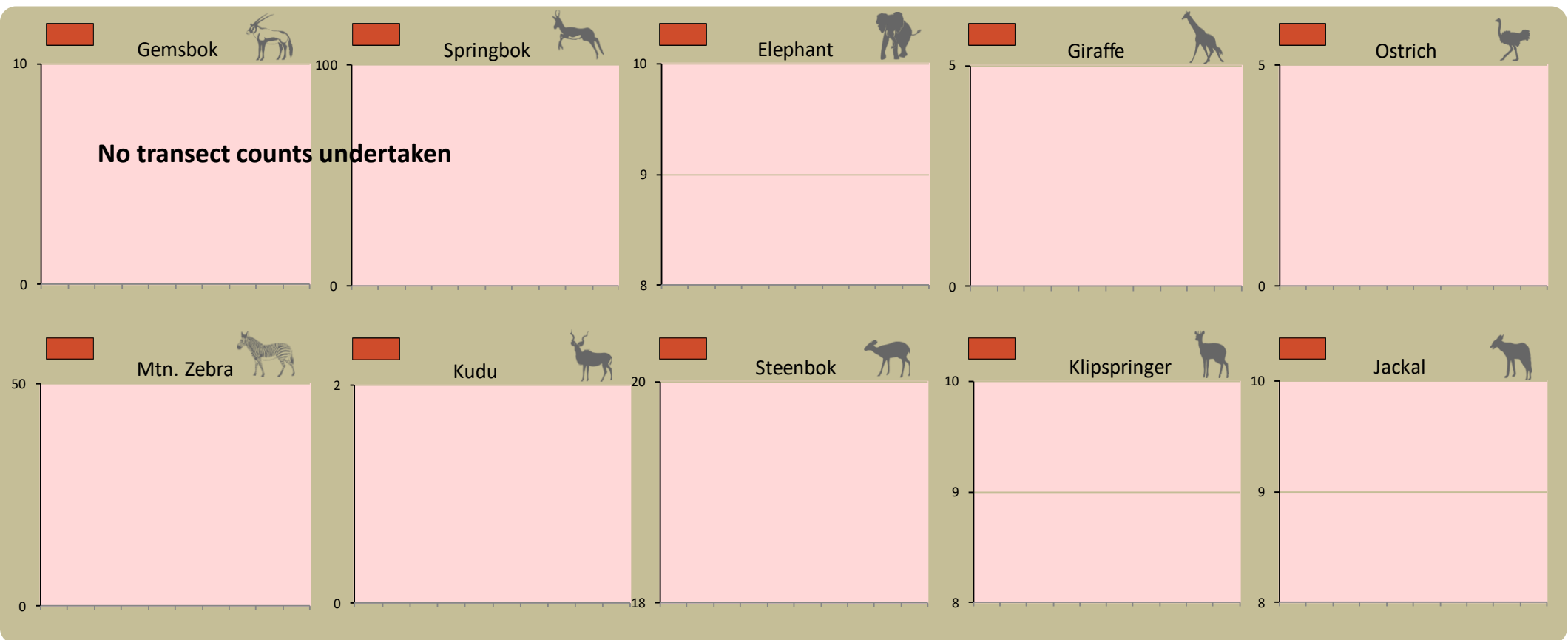


Annual game count

Charts show the number of animals seen each year per 100 km driven during the game count. As a point of reference the dashed horizontal line represents the combined 10 year average in Palmwag and Etendeka concessions. Status flags reflect the general count trend over the last 5 years.

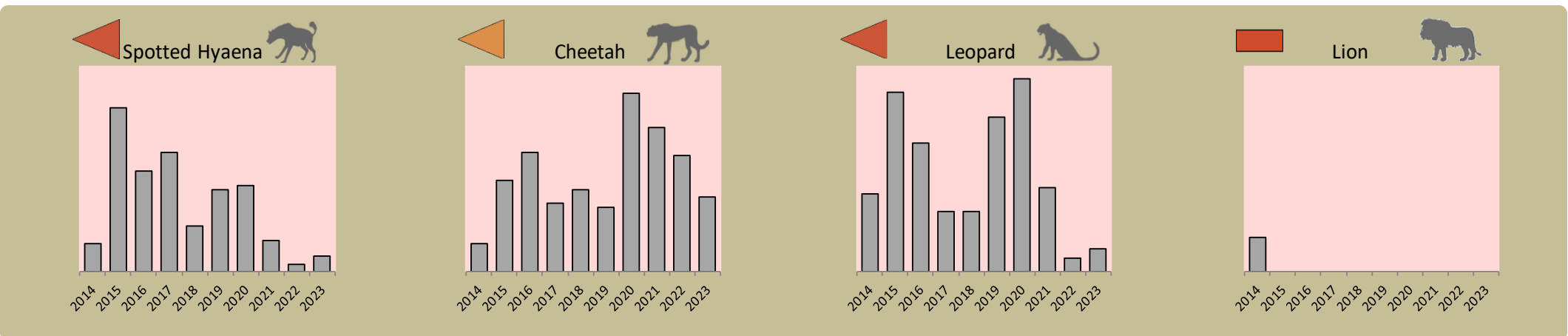


Locally rare species are not found very often in the conservancy and need special conservation attention.



Predator monitoring

charts show the average number of animals seen per Event Book each year status barometers reflect the general sightings trend over the last 5 years



Wildlife provides a wide range of benefits. Some wildlife can cause conflicts, but all wildlife is of value to tourism, trophy hunting and a healthy environment.

By using all the available information and adapting and improving activities, threats such as human wildlife conflict, poaching and other issues can be minimised.

Enabling wise conservancy governance...

Conservancy Statistics

| | |
|---------------------------|------------|
| Date Registered: | March 2011 |
| Population (2011 census): | 450 |
| Size (square kilometres): | 1174 |
| Registered members: | 300 |

Key Compliance Requirements

| | |
|--|-----|
| Was an AGM held? | ✓ |
| Were elections held? | N/A |
| Were benefits distributed according to the BDP? | ✗ |
| Is game managed according to the GMUP? | ✓ |
| Was the financial report presented and approved? | ✓ |

Conservancy Governance

| | Male | Female | Total |
|--|------------|--------|-------|
| Number of management committee members | 10 | 3 | 13 |
| Attendance at AGM | 55 | 37 | 92 |
| Date of the last AGM: | 20/10/2023 | | |
| Date of the next AGM: | July | | |
| Other important issues | | | |
| Budget approved? | ✓ | | |
| Work plan approved? | ✓ | | |
| Annual conservancy report approved? | ✓ | | |

Benefit Distribution

| Type | Description | Beneficiary | Number |
|------|-------------|-------------|--------|
|------|-------------|-------------|--------|

Employment

| | Male | Female | Total |
|---------------------------------------|------|--------|-------|
| Conservancy staff (Incl. CGG & CRM) | 10 | 1 | 11 |
| Number of Community Game Guards | 8 | 0 | 8 |
| Number of Community Resource Monitors | 8 | 0 | 8 |

Governance Performance Rating How well did the conservancy perform in the past year?

| Performance Category | This Year | Prev. Year | Explanation of performance category |
|------------------------|-----------|------------|---|
| Member engagement | moderate | moderate | The conservancy is adequately engaging its members |
| Benefit planning | weak | weak | The conservancy developed its BDP in a transparent and participatory manner |
| Benefit distribution | moderate | moderate | The conservancy distributes benefits to its members in a fair, transparent and equitable manner |
| Accountability | moderate | moderate | Conservancy members are holding the management committee accountable |
| Stakeholder engagement | moderate | strong | The conservancy maintains relationships with key external stakeholders |
| Financial management | moderate | moderate | The conservancy is effectively managing its finances |

Colour codes: none weak moderate strong exceptional N/A