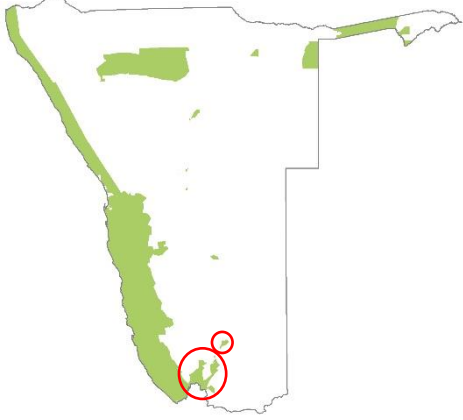


GAME COUNTS IN NAUTE RECREATION RESORT & AI-AIS HOT SPRINGS

June 2023

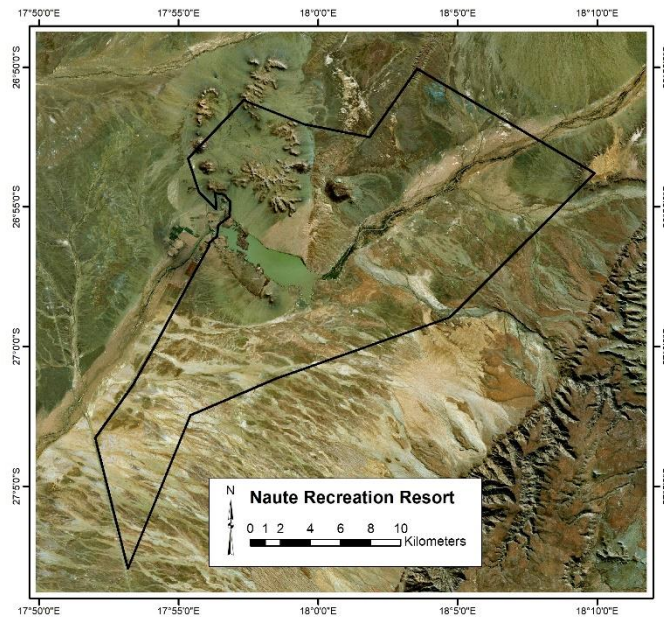


Naute Recreation Resort:

Population Estimates:

| Species | Estimate | Lower 95% CL | Upper 95% CL | Model |
|-----------|----------|--------------|--------------|-------|
| Gemsbok | 66 | 27 | 159 | HN |
| Ostrich | 122 | 62 | 243 | U |
| Springbok | 314 | 186 | 528 | HN |

More years of count data are required to derive sensible estimates for other species (Route 3 was only added after 2019). HN = half normal; U = uniform.



Animals seen in this count:

| | |
|----------------------------------|-----|
| Total Route km | 131 |
| Number of routes | 3 |
| Total area (km ²) | 303 |
| Area excluded (km ²) | 0 |

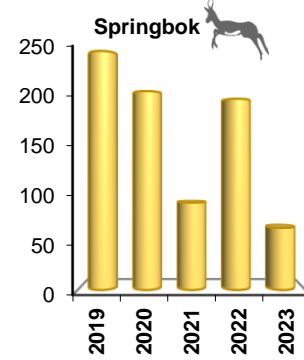
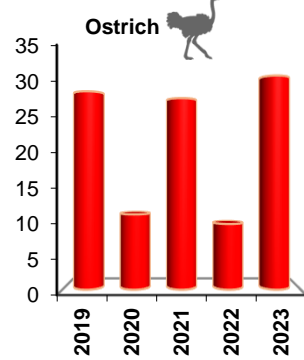
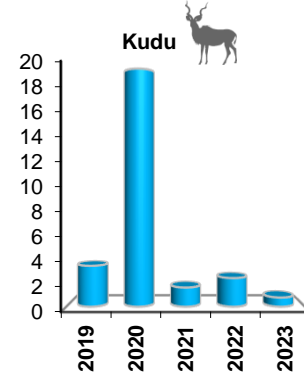
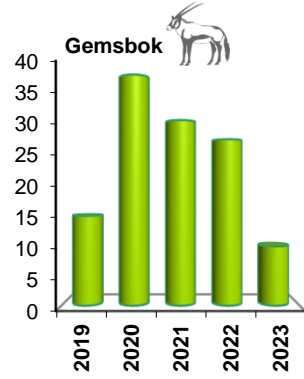
Area represented by the count:

30,300 ha

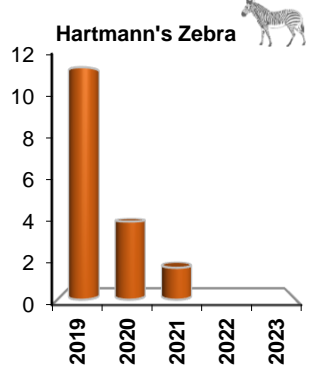
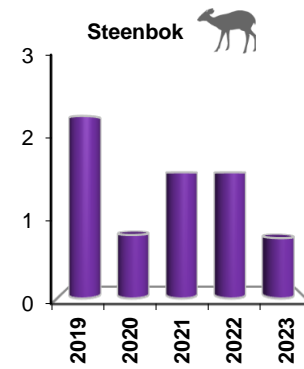
| Species | Total | Route 1 | Route 2 | Route 3 |
|------------------|-------|---------|---------|---------|
| Baboon | 0 | | | |
| Gemsbok | 13 | 6 | | 7 |
| Jackal | 1 | | | 1 |
| Kudu | 1 | 1 | | |
| Ostrich | 41 | 27 | 13 | 1 |
| Springbok | 85 | 38 | 7 | 40 |
| Steenbok | 1 | 1 | | |
| Warthog | 0 | | | |
| Hartmann's Zebra | 0 | | | |

Total numbers seen per year

| Species | 2019 | 2020 | 2021 | 2022 | 2023 |
|------------------|------|------|------|------|------|
| Baboon | | 50 | | | |
| Gemsbok | 13 | 55 | 39 | 35 | 13 |
| Jackal | 4 | 2 | 1 | 10 | 1 |
| Klipspringer | | | | 1 | |
| Kudu | 3 | 25 | 2 | 3 | 1 |
| Ostrich | 25 | 14 | 35 | 12 | 41 |
| Springbok | 222 | 262 | 115 | 252 | 85 |
| Steenbok | 2 | 1 | 2 | 2 | 1 |
| Warthog | | 2 | | | |
| Hartmann's Zebra | 10 | 5 | 2 | | |



Trends: animals per 100km

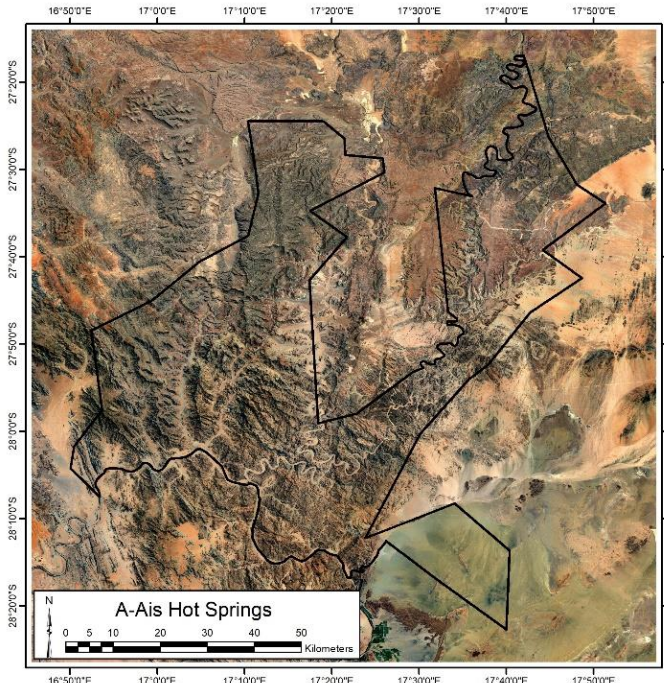


Ai-Ais Hot Springs:

There will only be sufficient sightings to generate estimates for the count area after 2025.

Total numbers seen per year

| Species | 2022 | 2023 |
|------------------|------|------|
| Gemsbok | 20 | 9 |
| Jackal | 1 | 2 |
| Klipspringer | 0 | 1 |
| Kudu | 10 | 6 |
| Ostrich | 35 | 35 |
| Springbok | 103 | 32 |
| Steenbok | 1 | 0 |
| Hartmann's Zebra | 4 | 9 |



Animals seen in this count

| | |
|----------------------------------|-------|
| Total Route km | 132 |
| Number of routes | 3 |
| Total area (km ²) | 4,315 |
| Area excluded (km ²) | 3,908 |

Area represented by the count:

40,700 ha

| Species | Total | Route 1 | Route 2 | Route 3 |
|------------------|-------|---------|---------|---------|
| Gemsbok | 9 | 1 | | 8 |
| Jackal | 2 | 1 | 1 | |
| Klipspringer | 1 | | | 1 |
| Kudu | 6 | | 5 | 1 |
| Ostrich | 35 | 2 | 21 | 12 |
| Springbok | 32 | 4 | 22 | 6 |
| Steenbok | 0 | | | |
| Hartmann's Zebra | 9 | 6 | 3 | |

Trends: animals per 100km

