

GAME COUNTS: KAVANGO EAST

Aug 2019



Estimates

Species	George Mukoya		Muduva Nyangana	
	Estimate	95% CI Range	Estimate	95% CI Range
Duiker (HN)	436	286-660	390	242-629
Eland (U)	178	73-434	503	217-1164
Gemsbok (U)	192	73-501	339	113-1020
Giraffe (U)	238	126-450	50	12-207
Kudu (U)	75	26-219	129	50-334
Roan (U)	333	140-792	495	203-1207
Steenbok (HN)	77	33-183	145	79-265

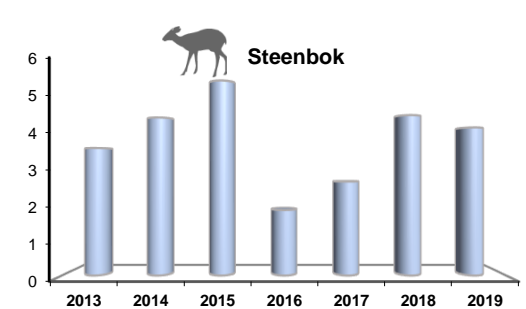
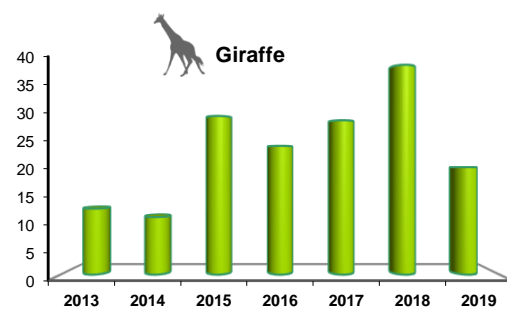
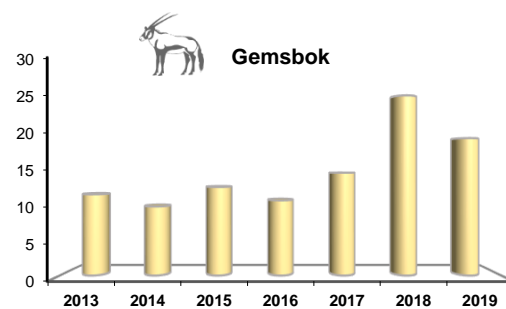
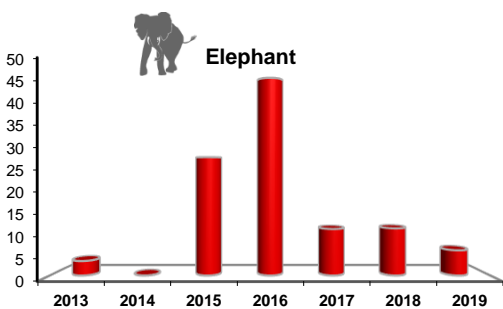
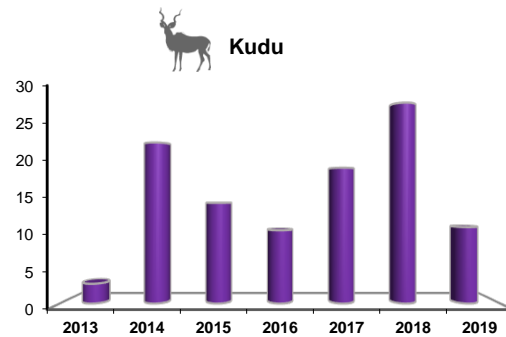
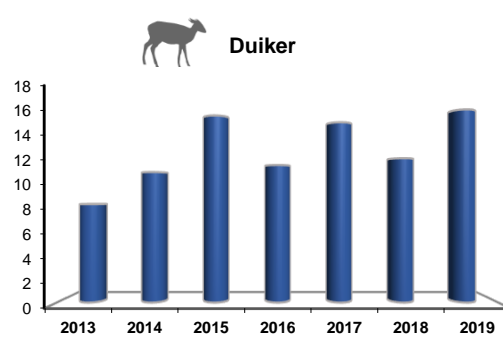
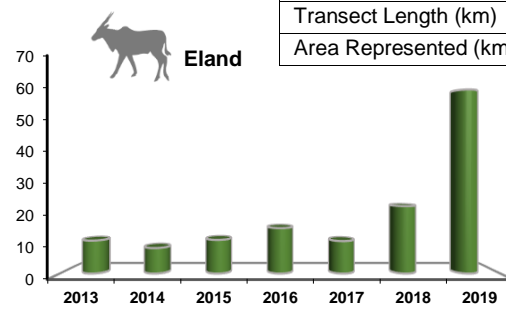
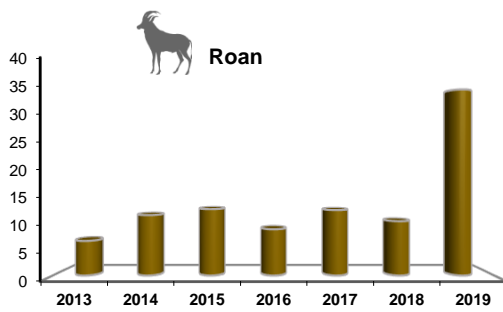
Estimates are derived using DISTANCE analysis which takes account of drop-off in detectability with distance from the transect line. Sightings from all counts were used to determine species detection profiles. Model: U=uniform; HN=half normal. Care should be taken when considering these estimates for quota setting purposes.

Animals seen

Species	Transects				Total Seen	Total Groups
	George Mukoya		Muduva Nyangana			
	Seen	Groups	Seen	Groups		
Duiker	34	29	27	22	61	51
Eland	27	6	198	15	225	21
Elephant	22	7			22	7
Gemsbok	29	7	43	11	72	18
Giraffe	72	16	3	3	75	19
Hyaena						0
Kudu	17	7	23	8	40	15
Leopard						0
Ostrich	1	1	1	1	2	2
Porcupine	2	1			2	1
Roan	56	14	74	10	130	24
Steenbok	6	6	10	9	16	15
Vervet Monkey						0
Warthog	6	2			6	2
Wild dog						0
Wildebeest	60	5			60	5

Trends overall: Animals per 100km

	George Mukoya	Muduva Nyangana
Transects	24	11
Transect Length (km)	255	116
Area Represented (km ²)	238	122



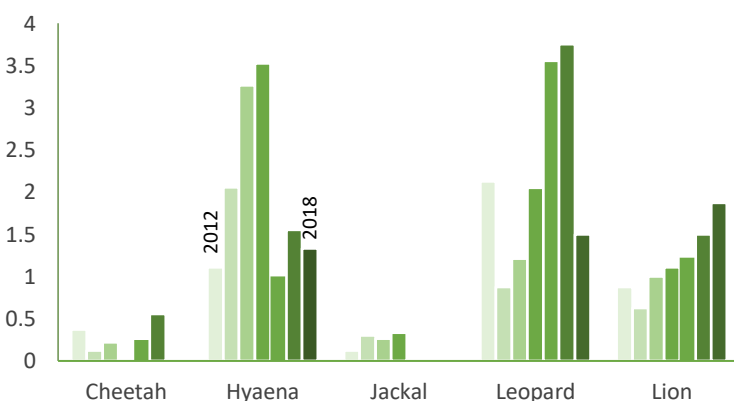
Sightings: previous 5 years

Species	Animals					Groups				
	2014	2015	2016	2017	2018	2014	2015	2016	2017	2018
Duiker	41	56	43	56	42	36	53	40	47	38
Eland	31	39	55	39	76	7	11	15	10	16
Elephant		98	171	40	38		9	15	8	7
Gemsbok	36	44	39	53	87	14	13	17	18	10
Giraffe	40	105	89	106	135	12	26	15	31	22
Hyaena		2	1				2	1		
Impala	13	1	34		15	1	1	2		1
Kudu	84	50	38	70	96	20	13	14	14	14
Leopard				2						1
Ostrich	6	8	5	1	14	1	3	4	1	4
Porcupine										
Roan	42	44	32	45	35	7	9	10	17	9
Steenbok	17	20	7	10	16	15	16	7	9	14
V. Monkey		69	8	45	41		4	2	3	3
Warthog	4	32	4	9	10	3	8	2	4	4
Wild dog		3			6		1			2
Wildebeest				4	37				1	2

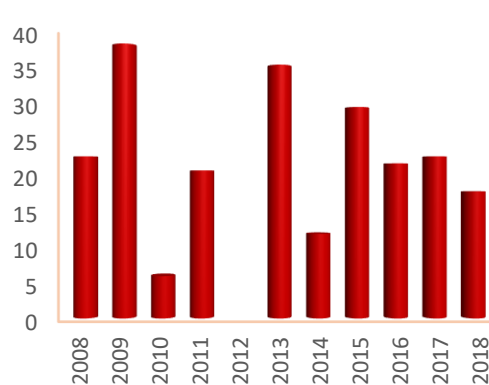
Supplementary Data

(Event Book (predators and mortalities) & rainfall from FEWS (Famine Early Warning System) (<http://www.fews.net/>))

Predator Sighting Index



Mortalities (animals)



Rainfall Season (Jul-Jun) (mm)

