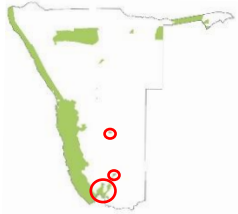


GAME COUNTS IN HARDAP GAME PARK, NAUTE RECREATION RESORT & AI-AIS HOT SPRINGS

June 2022



Hardap Game Park: Population Estimates

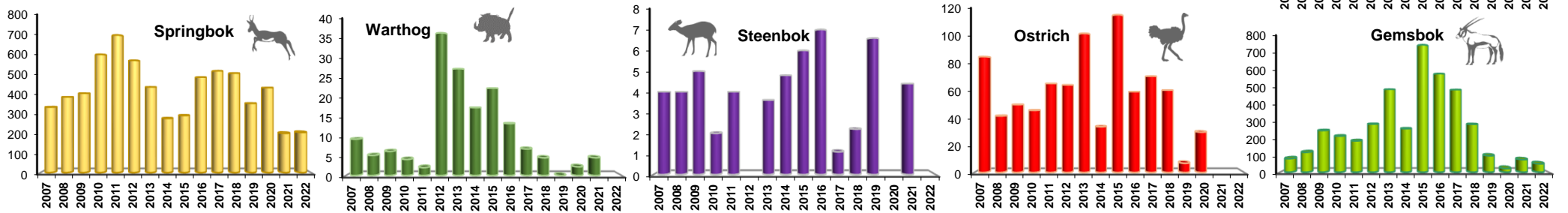
Species	Estimate	Lower 95% CL	Upper 95% CL	Model
Gemsbok	97	44	219	HN
Kudu	28	9	99	HN
Ostrich	-	-	-	-
Springbok	880	500	1,550	HN
Hartmann's Zebra	102	22	478	U

Estimates were calculated using DISTANCE. Model selection: U = uniform key; HN = half normal

Total numbers seen per year

Species	2005	2006	2007	2008	2009	2010	2011	2012	2013	2014	2015	2016	2017	2018	2019	2020	2021	2022
Baboon					16	17		7	17	62		84	17	3	4	31	27	4
Gemsbok	47	129	77	113	237	205	178	225	393	206	603	480	427	248	85	19	65	50
Jackal	3	6	3	8	7	2	3	11	4	5	4	10	7	4	4	5	1	
Klipspringer		2																
Kudu	66	55	34	36	56	18	40	46	72	19	5	22	27	25	5	7	1	9
Ostrich	78	160	82	40	48	44	63	51	82	27	93	49	62	53	6	26		
Springbok	379	606	322	372	390	581	676	454	351	222	234	402	455	445	310	380	176	206
Steenbok	16	4	4	4	5	2	4		3	4	5	6	1	2	6		4	
Warthog	3	6	9	5	6	4	2	29	22	14	18	11	6	4		2	4	
Hartmann's Zebra	6	12	18	16	43	26	108	38	93	14	50	156	80	75	51	26	82	55

Trends: Number of animals per 100km

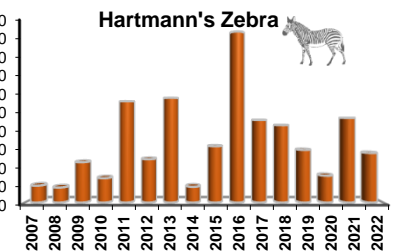
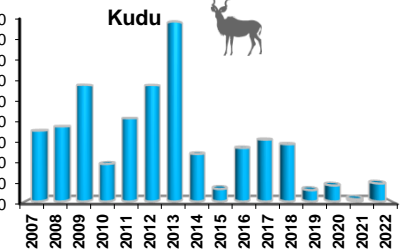


Animals seen in this count:

Total Route km	100
Number of routes	2
Total area (km ²)	238

Count area
23,800 ha

Species	Total	Route 1	Route 2
Baboon	4	4	
Gemsbok	50	7	43
Jackal	0		
Klipspringer	0		
Kudu	9	9	
Ostrich	0		
Springbok	206	61	145
Steenbok	0		
Warthog	0		
Hartmann's Zebra	55	19	36



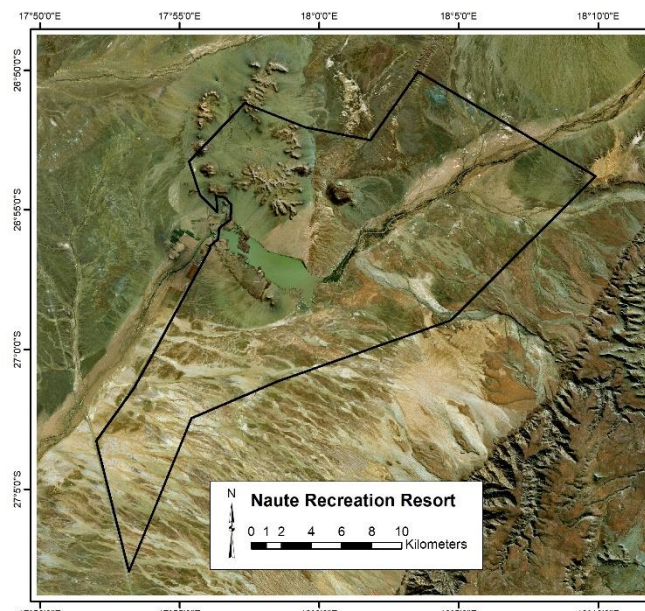
Naute Recreation Resort: Population Estimates:

Species	Estimate	Lower 95% CL	Upper 95% CL	Model
Gemsbok	108	55	215	U
Ostrich	33	12	90	U
Springbok	537	348	828	HN

More years of count data are required to derive sensible estimates for other species (Route 3 was only added after 2019).

Total numbers seen per year

Species	2019	2020	2021	2022
Baboon		50		
Gemsbok	13	48	39	35
Jackal	4	2	1	10
Klipspringer				1
Kudu	3	25	2	3
Ostrich	25	14	35	12
Springbok	222	262	115	252
Steenbok	2	1	2	2
Warthog		2		
Hartmann's Zebra	10	5	2	



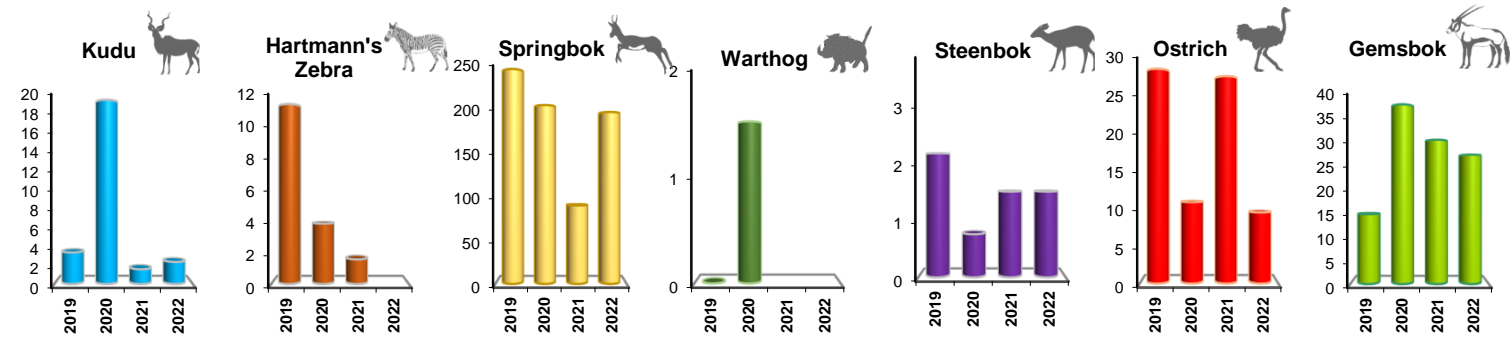
Animals seen in this count:

Total Route km	126
Number of routes	3
Total area (km ²)	367
Area excluded (km ²)	64

Count area
~30,000 ha

Species	Total	Route 1	Route 2	Route 3
Baboon	0			
Gemsbok	35	28		7
Jackal	10	5	3	2
Kudu	1	1		
Ostrich	3	2		1
Springbok	0			
Steenbok	12	3		9
Warthog	0			
Hartmann's Zebra	252	41	152	59

Trends: Number of animals per 100km



Ai-Ais Hot Springs: Animals seen in this count

Animals seen in this count

Species	Route 1	Route 2	Route 3	Total
Gemsbok	16	4		20
Jackal	1			1
Kudu	10			10
Ostrich	10	23	2	35
Springbok	26	77		103
Steenbok	1			1
Hartmann's Zebra	4			1

Total Route km	128
Number of routes	3
Total area (km ²)	4,315
Area excluded (km ²)	3,947

Count area
40,700 ha

Annual counts were extended to include Ai-Ais Hot Springs in 2022. Three transects were counted representing an area of around 407 km².

More years of data are required before any trends or estimates can be generated.

