

GAME COUNTS IN SOUTHERN NAMIBIA

The fundamental purpose of game counts in communal areas is to inform conservancies and MEFT of wildlife trends for the purposes of adaptive management of resources. While estimates for some species are provided, these should only be considered an approximate guide to species abundance.

May 2021

Population estimates for conservancies:

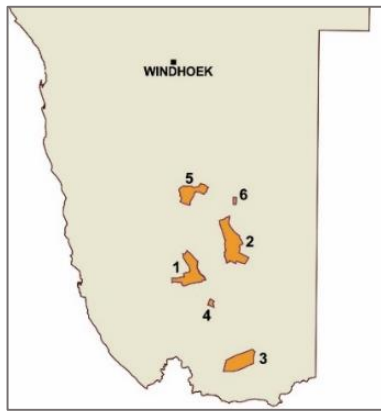
Total Population Estimates

(in the 6 counted conservancies)

Species	Population estimate	95% CI Low	95% CI High	Model
Gemsbok	-	-	-	-
Kudu	70	20	260	U
Ostrich	246	74	882	HN
Springbok	2,812	1,554	5,090	HN
Steenbok	238	63	954	HN

Estimates were calculated using DISTANCE. Model selection: U = uniform key; HN = half normal

Count area: 800,000 ha




Species	1. !Hani/Awab!	2. !Khubi Naub	3. //Gamaseb	4. !Gawachab	5. Huibes	6. Oskop
Ostrich	54			100	74	18
Springbok	406	845	1,188	218	46	109
Gemsbok						
Steenbok	94	84				
Kudu	23				47	

In most cases numbers of observations are very low and estimates presented here should be considered with a great deal of caution.

Total numbers seen per year

Species	2005	2006	2007	2008	2009	2010	2011	2012	2013	2014	2015	2016	2017	2018	2019	2020	2021
Baboon	7	8	13	10				13		13			60	30	90	15	55
Gemsbok		12	2	3	13	3	12	5	39	74	84	46	55	84	74	25	1
Bat-eared Fox			6							3							
Jackal	6	3	4	4	3	7	7	6	4	3	8	10	2	8	5	11	5
Klipspringer											3				2		
Kudu				5	4	4	15	7	75	14	23	19	4	6	9	6	12
Ostrich			8	22	49	21	17	4	46	35	26	45	66	44	63	40	43
Springbok	912	1,133	1,247	1,538	1,757	1,471	2,225	1,218	1,534	1,683	1,405	734	590	789	784	735	420
Steenbok	12	4	19	8	24	18	22	24	30	16	24	27	27	13	18	8	7
Hartmann's Zebra												5				9	

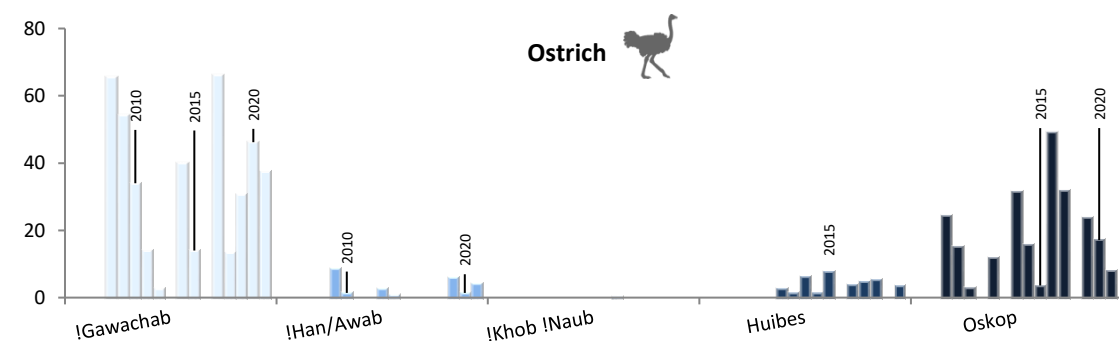
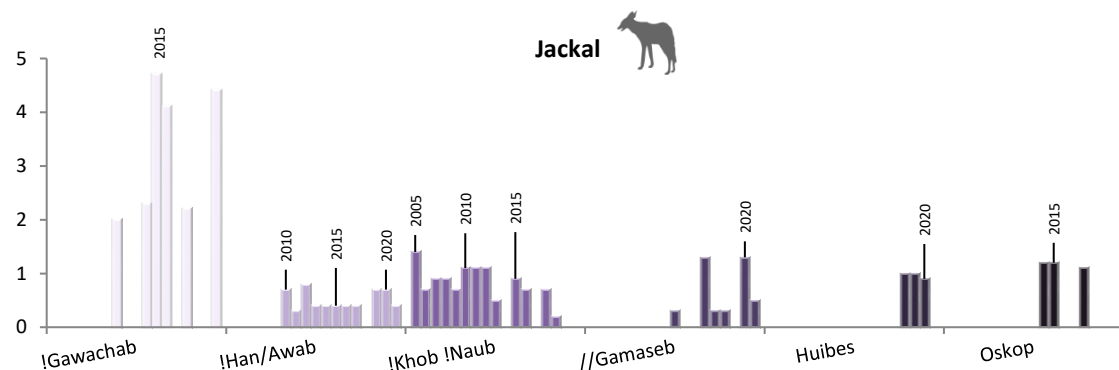


Total Transect Length (km)	2005	2006	2007	2008	2009	2010	2011	2012	2013	2014	2015	2016	2017	2018	2019	2020	2021
	811	826	809	888	1,150	1,197	1,409	1,302	1,386	1,386	1,386	1,295	1,451	1,451	1,451	1,451	1,451

Animals seen during this count:

	Total	1. !Hani/Awab!	2. !Khubi Naub	3. //Gamaseb	4. !Gawachab	5. Huibes	6. Oskop
Total Route km	1,451	283	444	384	46	207	88
Total area (km ²)	7,555	1,922	2,684	1,760	142	951	96
Number of routes	27	5	7	6	2	5	2
% area excluded		0	0	0	0	31	0

Species	Total	1. !Hani/Awab!	2. !Khubi Naub	3. //Gamaseb	4. !Gawachab	5. Huibes	6. Oskop
Baboon	55		17				38
Gemsbok	1				1		
Jackal	5	1		2	2		
Klipspringer	0						
Kudu	12	1				11	
Ostrich	43	12			17	7	7
Springbok	420	16	121	112	54	1	116
Steenbok	7	2	3	1			1



Trends: - number of animals per 100km (2005-2020)

(If the conservancy name is not shown this species has not been recorded in the conservancy)

