

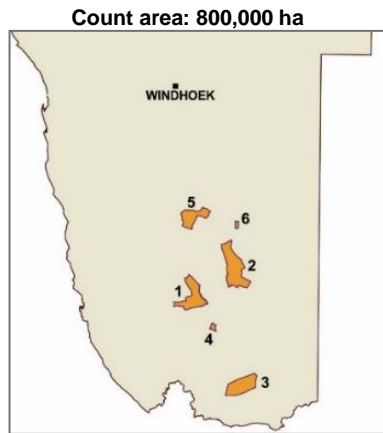
# GAME COUNTS IN SOUTHERN NAMIBIA

May 2020

## Total Population Estimates (in the 6 counted conservancies)

Species	Population estimate	95% CI Low	95% CI High	Model
Gemsbok	120	30	470	U
Kudu	30	10	170	U
Ostrich	210	70	670	HN
Springbok	4,490	2,300	6,735	HN
Steenbok	265	100	750	HN

Estimates were calculated using DISTANCE. Numbers are rounded to the nearest 10. Model selection: U = uniform key; HN = half normal



## Population estimates for conservancies:

Species	1. !Han/Awab!	2. !Khub! Naub	3. //Gamaseb	4. !Gawachab	5. Huibes	6. Oskop
Ostrich	55			125		30
Springbok	890	1,335	1,950	160	60	110
Gemsbok	50			70		
Steenbok		215		20	30	
Kudu		20			10	

In most cases numbers of observations are very low and estimates presented here should merely be considered a guide to the number of animals that may exist in the conservancy.

## Total numbers seen per year

Species	2005	2006	2007	2008	2009	2010	2011	2012	2013	2014	2015	2016	2017	2018	2019	2020
Baboon	7	8	13	10				13		13			60	30	90	15
Gemsbok		12	2	3	13	3	12	5	39	74	84	46	55	84	74	25
Bat-eared Fox			6							3						
Jackal	6	3	4	4	3	7	7	6	4	3	8	10	2	8	5	11
Klipspringer											3				2	
Kudu				5	4	4	15	7	75	14	23	19	4	6	9	6
Ostrich			8	22	49	21	17	4	46	35	26	45	66	44	63	40
Springbok	912	1,133	1,247	1,538	1,757	1,471	2,225	1,218	1,534	1,683	1,405	734	590	789	784	735
Steenbok	12	4	19	8	24	18	22	24	30	16	24	27	27	13	18	8
Hartmann's Zebra												5				9

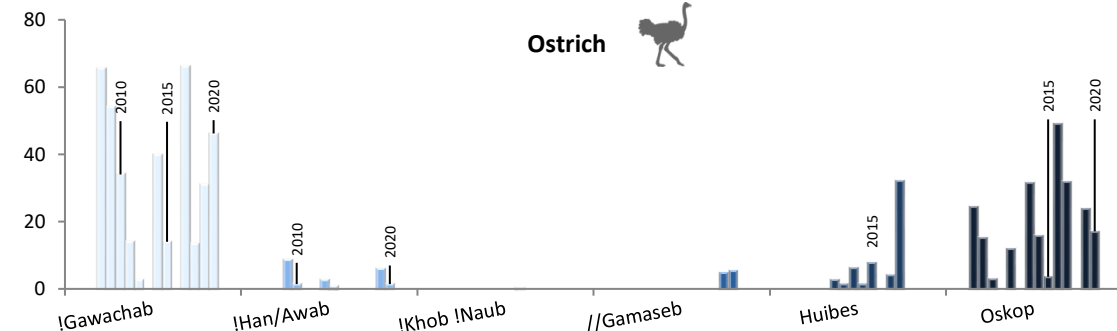
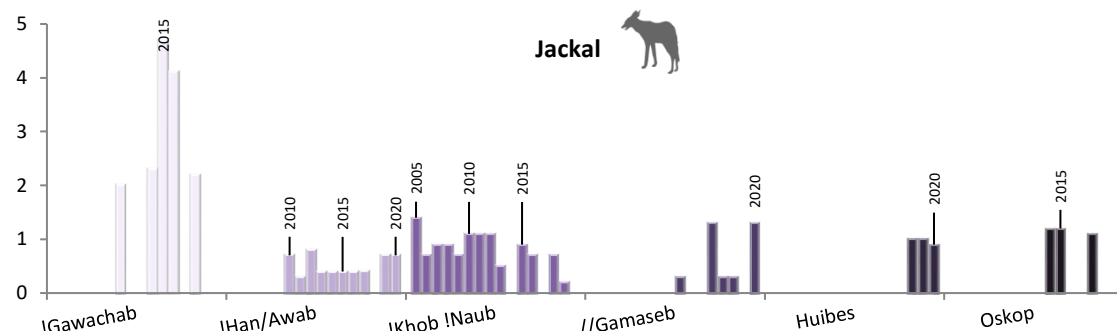
Total Transect Length (km)	2005	2006	2007	2008	2009	2010	2011	2012	2013	2014	2015	2016	2017	2018	2019	2020
	811	826	809	888	1,150	1,197	1,409	1,302	1,386	1,386	1,386	1,295	1,451	1,451	1,451	1,451



## Animals seen during this count:

	Total	1. !Han/Awab!	2. !Khub! Naub	3. //Gamaseb	4. !Gawachab	5. Huibes	6. Oskop
Total Route km	1,364	283	443	384	46	207	88
Total area (km <sup>2</sup> )	7,459	1,922	2,684	1,760	142	951	96
Number of routes	25	5	7	6	2	5	2
% area excluded		0	0	0	0	31	0

Species	Total	1. !Han/Awab!	2. !Khub! Naub	3. //Gamaseb	4. !Gawachab	5. Huibes	6. Oskop
Baboon	15						15
Gemsbok	25	6			19		
Jackal	11	2		5			4
Klipspringer	0						
Kudu	6		2				4
Ostrich	25	4			21		15
Springbok	656	102	169	334	40	11	79
Steenbok	8		5		1		2



## Trends: (If the conservancy name is not shown this species has not been recorded in the conservancy)

