

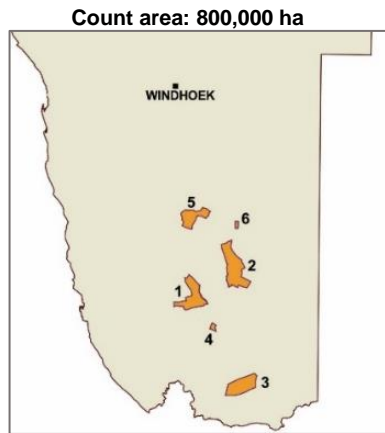
GAME COUNTS IN SOUTHERN NAMIBIA

May 2019

Total Population Estimates (in the 6 conservancies)

Species	Population estimate	95% CI Low	95% CI High	Model
Gemsbok	160	105	510	U
Kudu	50	10	200	U
Ostrich	405	150	1,140	HN
Springbok	3,230	1,650	8520	HN
Steenbok	410	141	1,260	HN

Estimates were calculated using DISTANCE. Numbers are rounded to the nearest 10. Model selection: U = uniform key; HN = half normal



Population estimates for conservancies:

Species	1. !Han/Awab	2. !Khubi Naub	3. //Gamaseb	4. !Gawachab	5. Huibes	6. Oskop
Ostrich	109			100	161	35
Springbok	378	1002	994	127	282	444
Gemsbok			33	67		63
Steenbok	144	85	32		113	39
Kudu		38			13	

In most cases numbers of observations are very low and estimates presented here should merely be considered a guide to the number of animals that may exist in the conservancy.

Total numbers seen per year

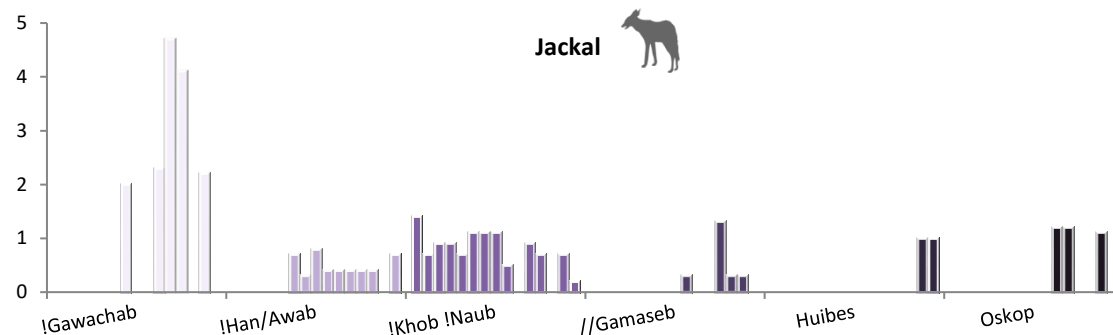
Species	2005	2006	2007	2008	2009	2010	2011	2012	2013	2014	2015	2016	2017	2018	2019
Baboon	7	8	13	10				13		13			60	30	90
Gemsbok		12	2	3	13	3	12	5	39	74	84	46	55	84	74
Bat-eared Fox			6							3					
Jackal	6	3	4	4	3	7	7	6	4	3	8	10	2	8	5
Klipspringer											3				2
Kudu				5	4	4	15	7	75	14	23	19	4	6	9
Ostrich			8	22	49	21	17	4	46	35	26	45	66	44	63
Springbok	912	1,133	1,247	1,538	1,757	1,471	2,225	1,218	1,534	1,683	1,405	734	590	789	784
Steenbok	12	4	19	8	24	18	22	24	30	16	24	27	27	13	18
Hartmann's Zebra												5			90

Total Transect Length (km)	2005	2006	2007	2008	2009	2010	2011	2012	2013	2014	2015	2016	2017	2018	2019
	811	826	809	888	1,150	1,197	1,409	1,302	1,386	1,386	1,386	1,295	1,451	1,451	1,451

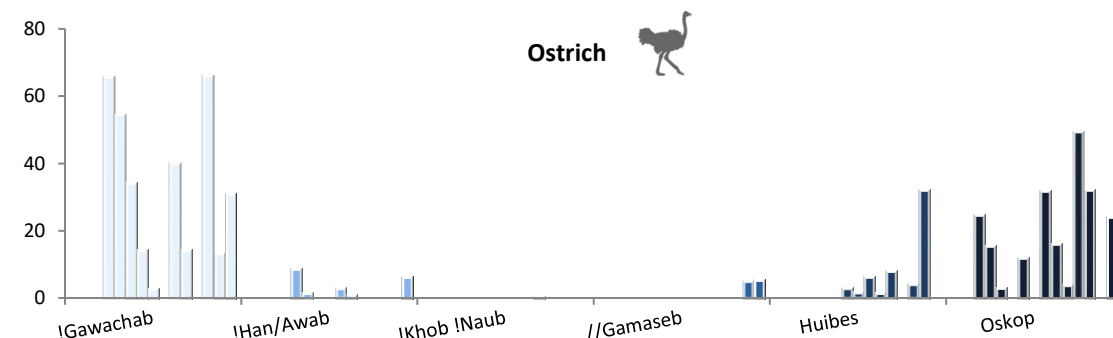


Animals seen during this count:

	Total	1. !Han/Awab	2. !Khubi Naub	3. //Gamaseb	4. !Gawachab	5. Huibes	6. Oskop
Total Route km	1,451	283	443	384	46	207	88
Total area (km2)	7,555	1,922	2,684	1,760	142	951	96
Number of routes	27	5	7	6	2	5	2
% area excluded	0	0	0	0	0	31	0



Species	1. !Han/Awab	2. !Khubi Naub	3. //Gamaseb	4. !Gawachab	5. Huibes	6. Oskop
Baboon	90		40			50
Gemsbok	74			3	9	62
Jackal	5	2	1			2
Klipspringer	2					2
Kudu	9		2			7
Ostrich	63	17			14	11
Springbok	784	55	158	141	26	45
Steenbok	18	4	2	1		4



Trends: - number of animals per 100km (2005-2019)

(If the conservancy name is not shown this species has not been recorded in the conservancy)

