

# GAME COUNTS IN SOUTHERN NAMIBIA

May 2016

## Total Population Estimates (in the 6 conservancies)

Species	Population estimate	95% CI - Low	95% CI - High	Model
Gemsbok	80	30	240	U
Kudu	120	50	270	U
Ostrich	70	20	300	U
Springbok	4,410	3,070	6,330	HN
Steenbok	460	270	790	HN

Estimates were calculated using DISTANCE. Numbers are rounded to the nearest 10. Model selection: U = uniform key; HN = half normal

## Population estimates for conservancies:

Estimates were calculated using DISTANCE. Values with no brackets take account of drop off in detection of animals with distance from the transect line. Values inside brackets represent the lower 95% confidence limit.

Species	1. !Hani/Awab! Naub	2. !Khubi Naub	3. //Gamaseb	4. !Gawachab	5. Huiibes	6. Oskop
Kudu		64 (17)			24 (4)	
Ostrich						71 (17)
Springbok	1290 (757)	1331 (822)	1102 (697)	184 (89)	300 (144)	200 (122)
Gemsbok			34 (7)	22 (5)		24 (8)
Steenbok	32 (6)	311 (165)	17 (3)	11 (2)	88 (35)	

**Note:** For most estimates confidence limits are wide and great care should be taken when using these data for quota setting.

## Total numbers seen per year

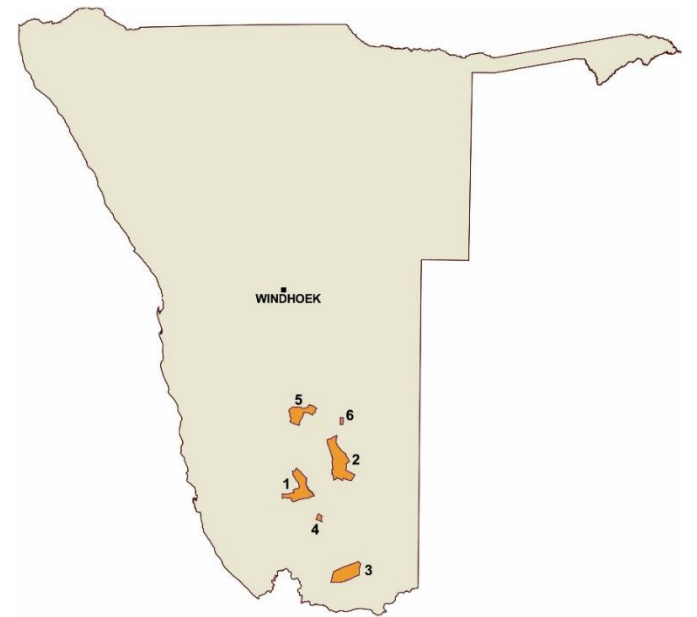
Species	2005	2006	2007	2008	2009	2010	2011	2012	2013	2014	2015	2016
Baboon	7	8	13	10				13		13		
Gemsbok		12	2	3	13	3	12	5	39	74	84	46
Jackal	6	3	4	4	3	7	7	6	4	3	8	10
Klipspringer											3	
Kudu				5	4	4	15	7	75	14	23	19
Ostrich			8	22	49	21	17	4	46	35	26	45
Springbok	912	1,133	1,247	1,538	1,757	1,471	2,225	1,218	1,534	1,683	1,405	734
Steenbok	12	4	19	8	24	18	22	24	30	16	24	27
Hartmann's Zebra												5

Total Transect Length (km)	2005	2006	2007	2008	2009	2010	2011	2012	2013	2014	2015	2016
	811	826	809	888	1,150	1,197	1,409	1,302	1,386	1,386	1,386	1,295

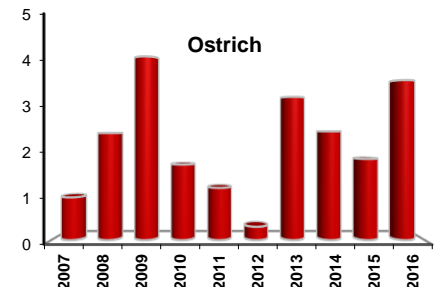
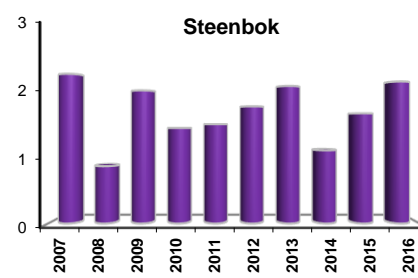
## Animals seen during this count:

	Total	1. !Hani/Awab!	2. !Khubi Naub	3. //Gamaseb	4. !Gawachab	5. Huiibes	6. Oskop
Total Route km	1,295	257	417	305	49	176	92
Total area (km <sup>2</sup> )	7,555	1,922	2,684	1,760	142	951	96
Number of routes	27	5	7	6	2	5	2
% area excluded	0	0	0	0	0	31	0

Species	Total	1. !Hani/Awab!	2. !Khubi Naub	3. //Gamaseb	4. !Gawachab	5. Huiibes	6. Oskop
Baboon							
Gemsbok	46			5	19		22
Jackal	10	1	3	4	2		
Klipspringer							
Kudu	19	1	7		1	10	
Ostrich	45						45
Springbok	734	86	223	221	20	35	149
Steenbok	27	1	15	1	1	9	
Hartmann's Zebra					5		



Count area: 800,000 ha



## Trends: - number of animals per 100km

