

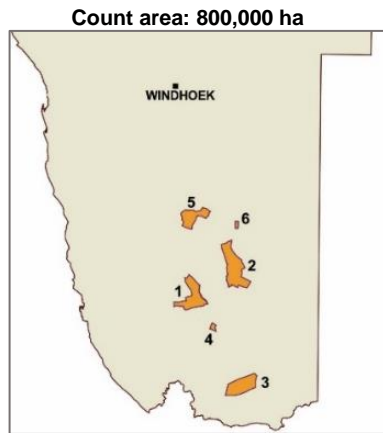
# GAME COUNTS IN SOUTHERN NAMIBIA

July 2018

## Total Population Estimates (in the 6 conservancies)

Species	Population estimate	95% CI Low	95% CI High	Model
Gemsbok	210	100	420	HN
Kudu	50	20	150	U
Ostrich	230	100	570	U
Springbok	5,870	3,910	8,805	U
Steenbok	455	180	1,280	U

Estimates were calculated using DISTANCE. Numbers are rounded to the nearest 10. Model selection: U = uniform key; HN = half normal



## Population estimates for conservancies:

Species	1. !Han/Awab	2. !Khub! Naub	3. //Gamaseb	4. !Gawachab	5. Huibes	6. Oskop
Ostrich				40	103	84
Springbok	431	1,977	2,051	678	126	605
Gemsbok				114		86
Steenbok	49	308		67	146	8

In most cases numbers of observations are very low and estimates presented here should merely be considered a guide to the number of animals that may exist in the conservancy.

## Total numbers seen per year

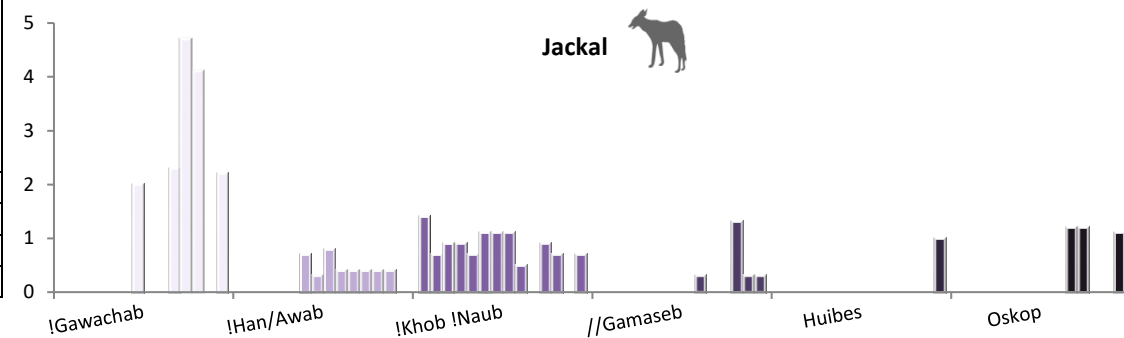
Species	2005	2006	2007	2008	2009	2010	2011	2012	2013	2014	2015	2016	2017	2018
Baboon	7	8	13	10				13		13			60	30
Gemsbok		12	2	3	13	3	12	5	39	74	84	46	55	84
Bat-eared Fox			6							3				
Jackal	6	3	4	4	3	7	7	6	4	3	8	10	2	8
Klipspringer											3			
Kudu				5	4	4	15	7	75	14	23	19	4	6
Ostrich			8	22	49	21	17	4	46	35	26	45	66	44
Springbok	912	1,133	1,247	1,538	1,757	1,471	2,225	1,218	1,534	1,683	1,405	734	590	789
Steenbok	12	4	19	8	24	18	22	24	30	16	24	27	27	13
Hartmann's Zebra												5		

Total Transect Length (km)	2005	2006	2007	2008	2009	2010	2011	2012	2013	2014	2015	2016	2017	2018
	811	826	809	888	1,150	1,197	1,409	1,302	1,386	1,386	1,386	1,295	1,451	1,451

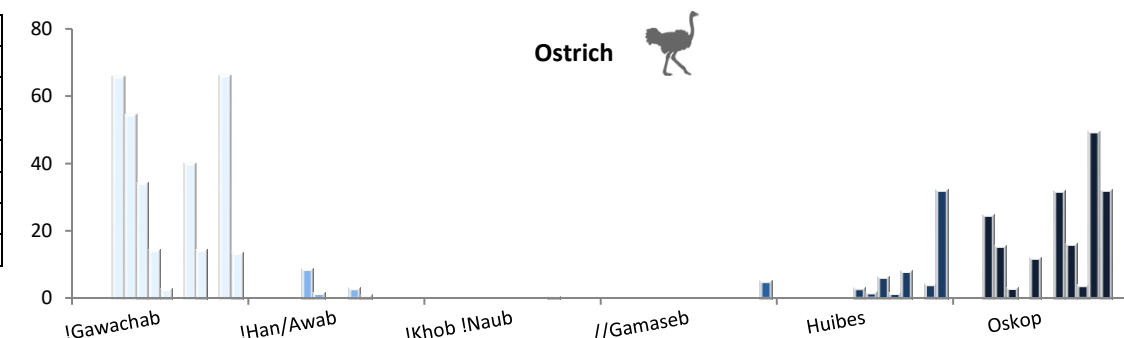


## Animals seen during this count:

	Total	1. !Han/Awab	2. !Khub! Naub	3. //Gamaseb	4. !Gawachab	5. Huibes	6. Oskop
Total Route km	1,451	283	443	384	46	207	88
Total area (km <sup>2</sup> )	7,555	1,922	2,684	1,760	142	951	96
Number of routes	27	5	7	6	2	5	2
% area excluded	0	0	0	0	0	31	0



Species	Total	1. !Han/Awab	2. !Khub! Naub	3. //Gamaseb	4. !Gawachab	5. Huibes	6. Oskop
Baboon	30					30	
Gemsbok	84				28		56
Jackal	8		3	1	1	2	1
Klipspringer	0						
Kudu	6	4				2	
Ostrich	44				6	10	28
Springbok	789	68	149	206	97	14	255
Steenbok	13	1	8	2	1		1



## Trends: - number of animals per 100km (2005-2018)

(If the conservancy name is not shown this species has not been recorded in the conservancy)

