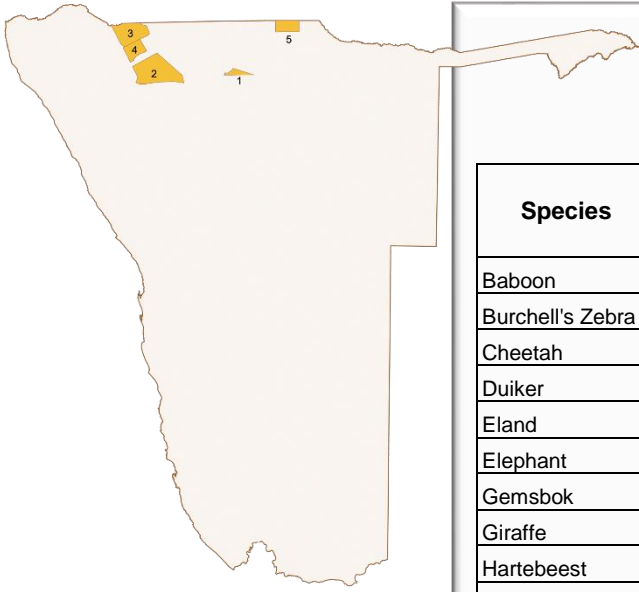


# GAME COUNTS IN NORTH-CENTRAL NAMIBIA

July 2014



- 1 King Nehale
- 2 Sheya Shuushona
- 3 Uukolonkadhi-Ruacana
- 4 Uukwaluudhi
- 5 Okongo

Count area: 656,400 ha

## Total Numbers of animals seen per year:

Species	1. King Nehale					2. Sheya Shuushona					3. Uukolonkadhi-Ruacana				4. Uukwaluudhi					5. Okongo			
	2010	2011	2012	2013	2014	2010	2011	2012	2013	2014	2011	2012	2013	2014	2009	2010	2011	2012	2013	2014	2012	2013	2014
Baboon											32												
Burchell's Zebra															182	81	19	47	41	143			
Cheetah																							1
Duiker						9	7	14	33	24	5	33	26	17		2		1	1	1		9	13
Eland															20	77	32	32	130	18	34	14	42
Elephant																							
Gemsbok	10								15		2				64	71	60	138	159	132			
Giraffe															39	29	13	10	49	23			
Hartebeest							1			1					178		172	37	193	149			
Hyaena																							
Jackal	4	2	8	2	2		1	2		1					3	2	9	3	3	1			
Klipspringer																							
Kudu					4		4		9	1	1		1		5		15	7	8		11	7	
Ostrich						90	61	35	59	44	5	5	9	4	2	2	2	1					
Springbok	1,648	618	296	305	291	642	347	180	211	65				463	396	428	277	385	461				
Steenbok	4	2	5	5	3	23	48	47	54	33	11	20	17	18	4	5	1	1	2	6	6	2	7
Warthog			3					4							1	6	13	5	21	12			
Wildebeest	19		23	82	102																		

\* Numbers for Uukwaluudhi and Okongo are from foot transects in the core area. Although an additional 3 vehicle transects were undertaken in the Uukwaluudhi core area these are used for comparing counting methods and are not considered here.

## Transect statistics:

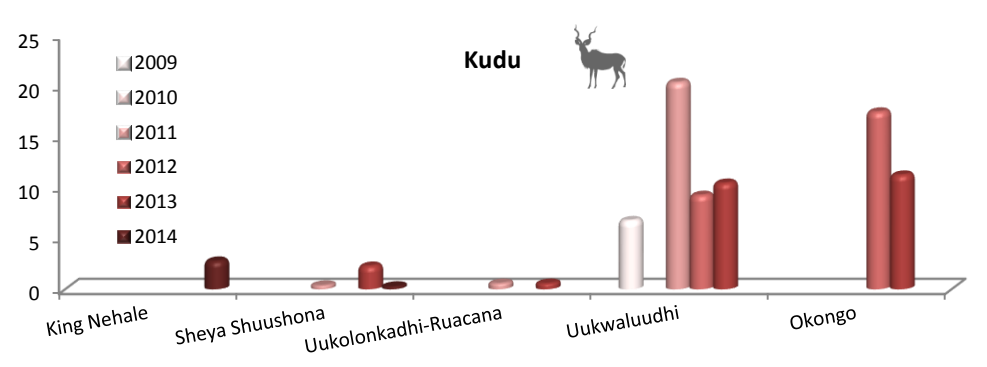
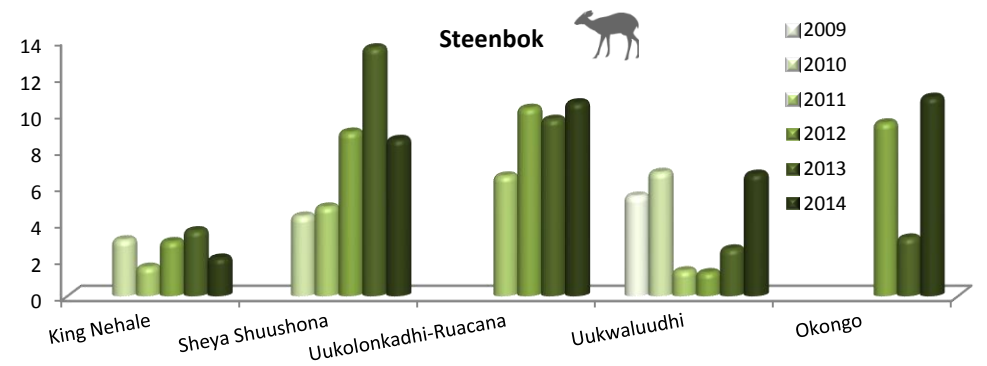
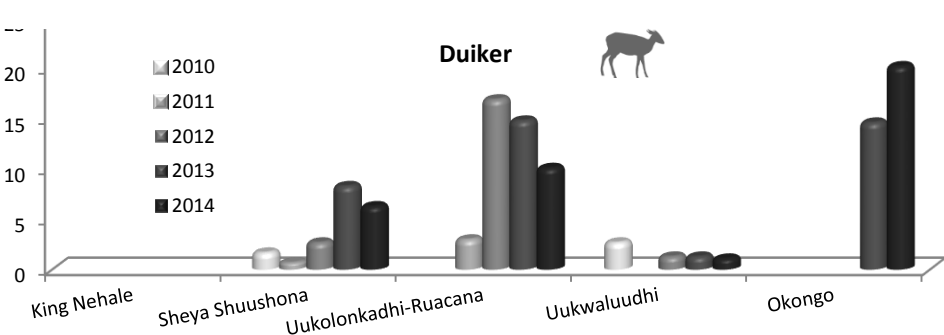
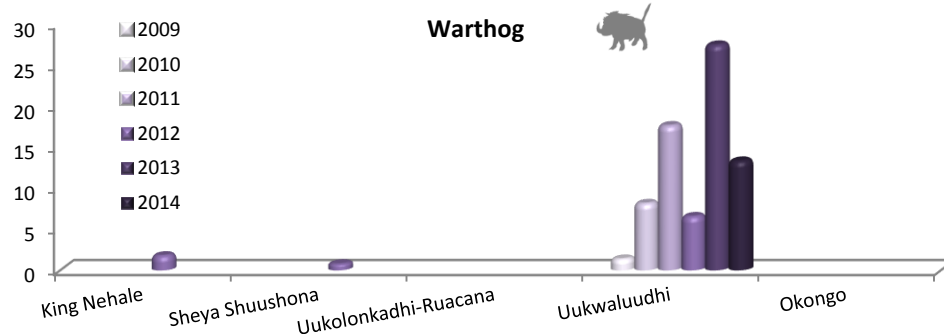
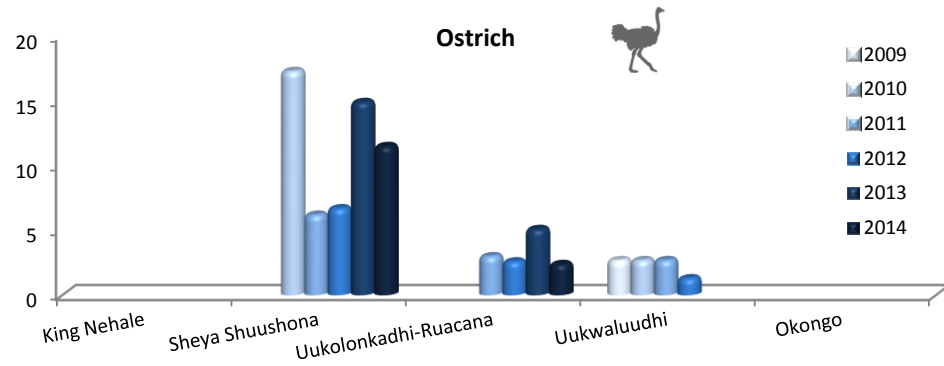
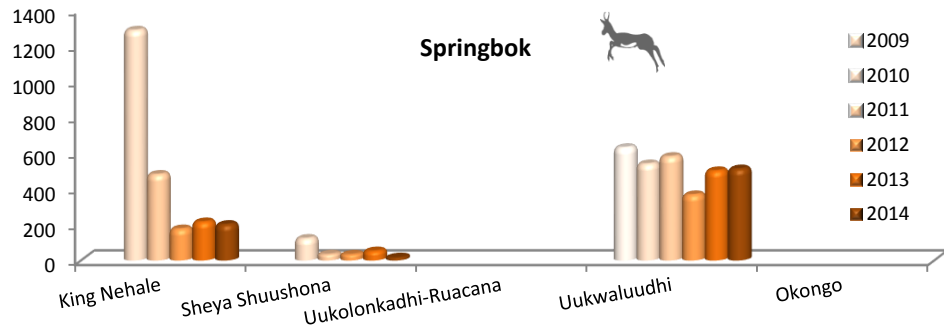
	Total	King Nehale	Sheya Shuushona	Uukolonkadhi-Ruacana	Uukwaluudhi	Okongo
Total Route km	850	144	383	169	76	64
Total area (km2)	6564	392	4,213	1,733	55	54
Number of routes	36	4	8	4	11	9
% area excluded	26	23	17	42	0	0

## Population Estimates by conservancy:

Species	King Nehale	Sheya Shuushona	Uukolonkadhi-Ruacana	Uukwaluudhi	Okongo
Duiker		1,552	1,453		92
Eland				18	156
Gemsbok				274	
Giraffe				26	
Hartebeest				204	
Ostrich		957			
Springbok	1,152	1,140		683	
Steenbok	121	1,789	1,325	37	42
Warthog				23	
Zebra (Burchell's)				236	

Estimates were calculated using DISTANCE analysis for species with sufficient sightings. With the general small numbers of sightings confidence limits tend to be wide and great care should be taken when using these data for quota setting.

## Trends:



Y-axis = Number of animals per 100km