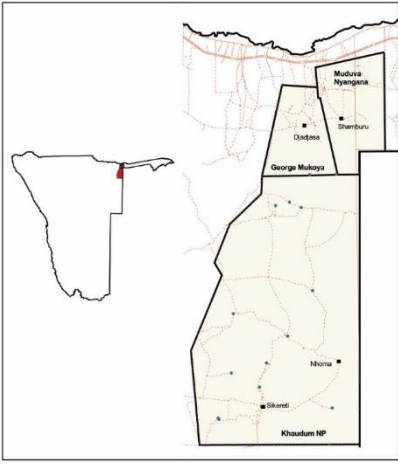


Animals seen during the count



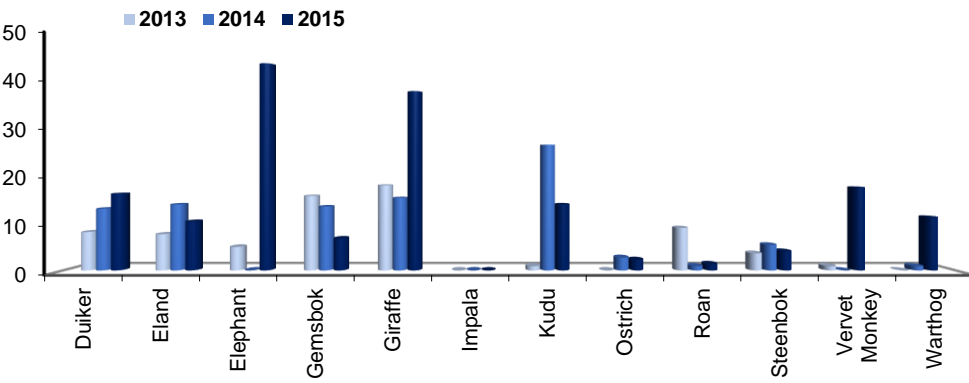
Species	Waterholes - Khaudum											Total
	Cwiba Fountain	Doringstraat	Dussi	Khaidom	Leeupan	Omuramba	Shiyambi	Soncana	Tari Kora	Tsau	Tsoana Fountain	
Duiker										3		3
Eland		405		3	1				21	2		432
Elephant	231	911	742	336	292	481	221	372	262	331	157	4336
Gemsbok	14		15	9	5			15		2		60
Giraffe					4			6	3	21		34
Honey Badger			1						2			3
Hyaena		6	2	7	8		5	21		5	9	63
Jackal				6				18				24
Kudu		22	112	35	36	55	12	50	354	9	25	710
Leopard		1	1						3	3		8
Lion	4		1		5				11	4	5	30
Ostrich				8				8	7	1	2	26
Porcupine								1				1
Roan	19	121	28	144	226	6	40	104	61	238	46	1033
Steenbok				1					2			3
Vervet Monkey												
Warthog	6	6	30	25	47	21	8	42	60	3	12	260
Wild dog							7			16	3	26
Wildebeest		92		90	59					108	2	351

Line Transects				
George Mukoya		Muduva Nyangana		Total
Seen	Groups	Seen	Groups	
36	33	20	20	56
23	4	16	7	39
97	8	1	1	98
15	6	29	7	44
84	21	21	5	105
1	1	1	1	1
31	6	19	7	50
5	2	3	1	8
3	3	41	6	44
9	7	11	9	20
39	3	30	1	69
25	6	7	2	32
		3	1	3

While line transects in George Mukoya and Muduva Nyangana detected a good range of species, the low number of sightings (groups) for all species except duiker and giraffe prevent the derivation of reliable population estimates. A further consideration is the high mobility of many species and an appreciation that the counts represented here reflect a single annual 'snap shot'. Once several years of data have been collected more reliable species detection curves can be generated.

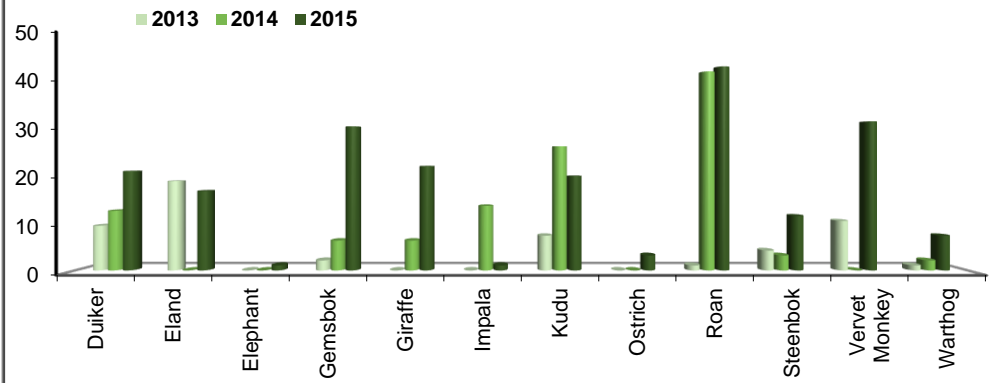
George Mukoya

Transects: 24; Transect Length: 239 km; Conservancy Area: 486 km² Animals/100km



Muduva Nyangana

Transects: 11; Transect Length: 94 km, Conservancy Area: 615 km² Animals/100km

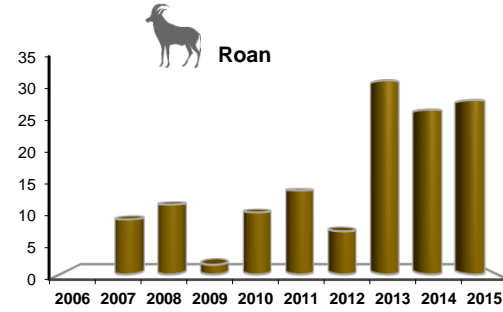


Khaidum

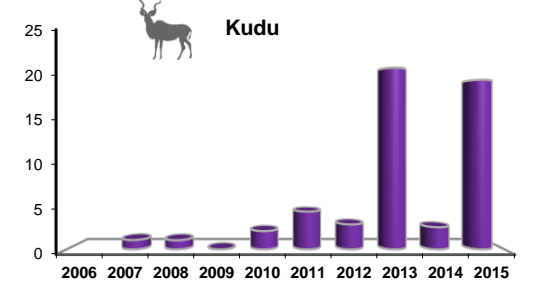
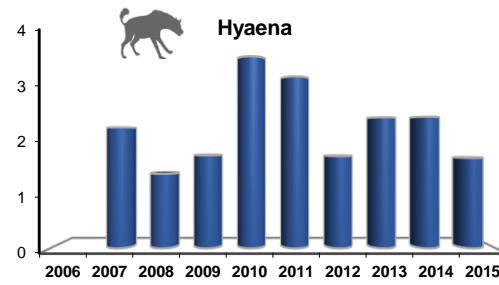
Waterhole estimates

DF = drinking frequency

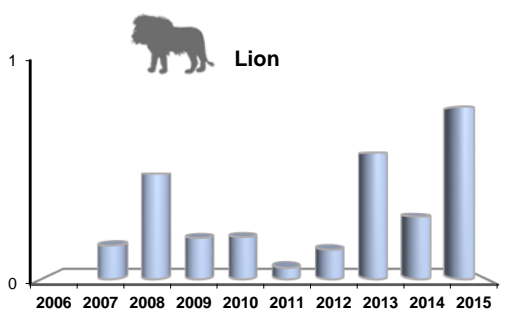
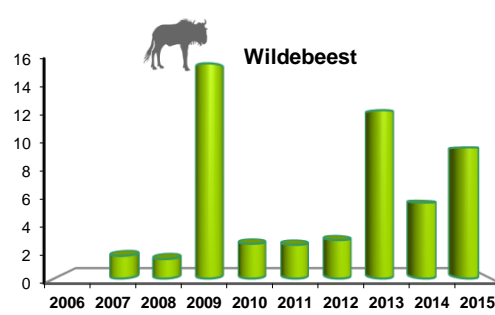
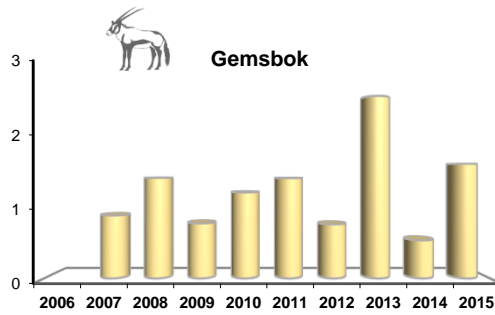
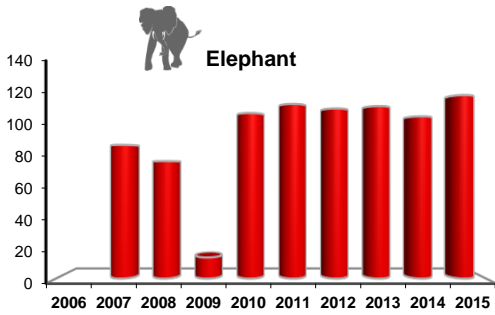
Species	Count days	DF	Cwiba Fountain	Doringstraat	Dussi	Elands Drink	Khaidom	Leeupan	Omuramba	Shiyambi	Soncana	Tari Kora	Tsau	Tsoana Fountain	Total
			3	3	3	3	3	3	3	3	3	3	3	3	36
Duiker	4											4			4
Eland	4		540			4	1					28	3		576
Elephant	1.8	139	547	445		202	175	289	133	223	157	199	94		2602
Gemsbok	4	19		20		12	7				20		3		80
Giraffe	4						5			8	4	28			45
Hyaena	2			4	1		5		3	14		3	6		42
Jackal	2						4				12				16
Kudu	2		15	75		23	24	37	8	33	236	6	17		473
Leopard	2			1	1							2	2		5
Lion	2	3		1			3					7	3	3	20
Ostrich	4						11			11	9	1		3	35
Roan	1.5	10	60	14		72	113	3	20	52	30	119	23		517
Steenbok	4						1					3			4
Warthog	2	4	4	20		17	31	14	5	28	40	2	8		173
Wild dog	1								2				5	1	9
Wildebeest	1.5		46			45	30					54	1		176



Animals per day per waterhole



Trends



Distribution

