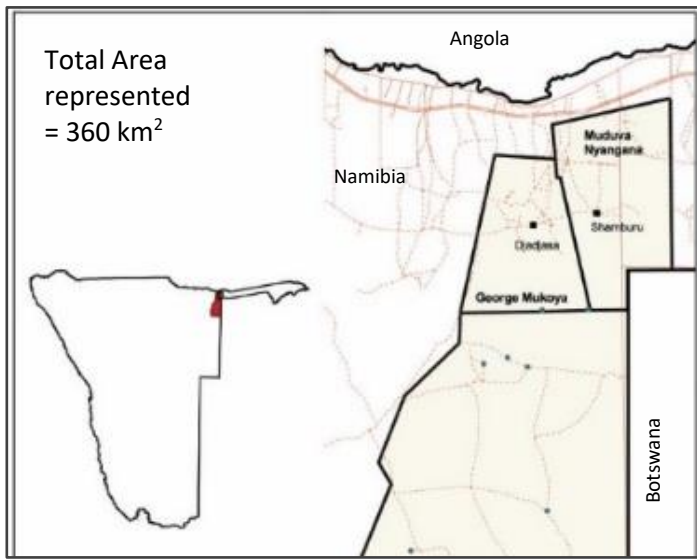


2018 GAME COUNTS: KAVANGO EAST

Estimates



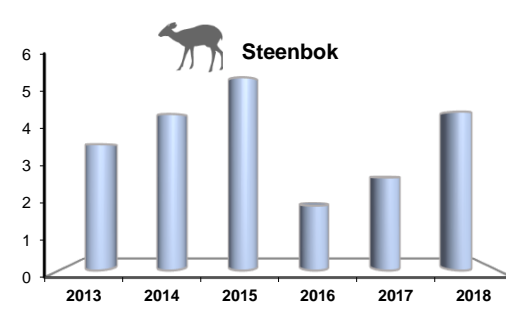
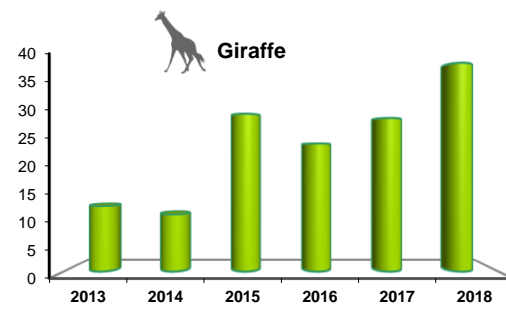
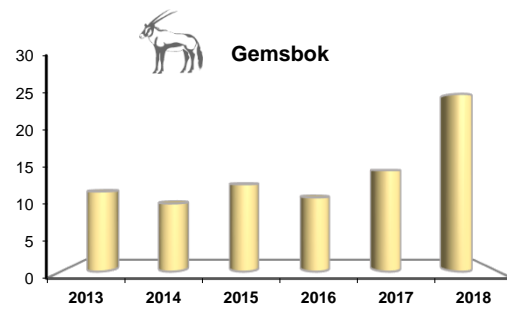
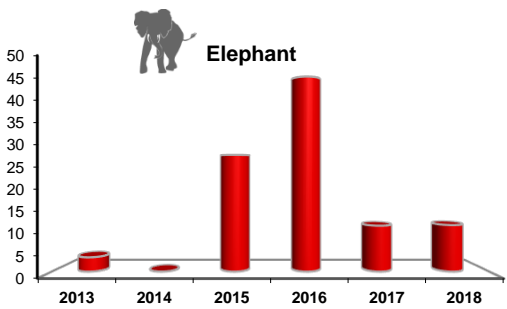
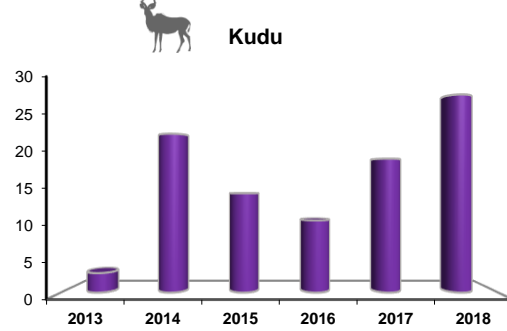
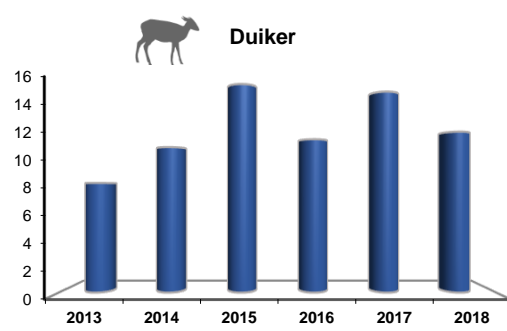
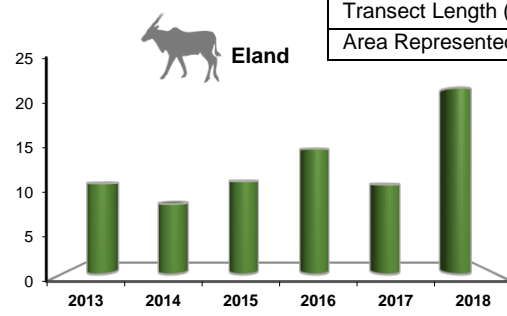
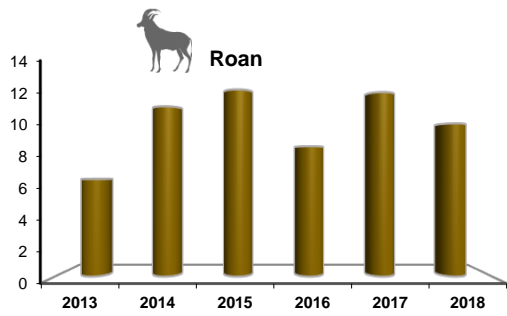
Species	George Mukoya		Muduva Nyangana	
	Estimate	95% CI Range	Estimate	95% CI Range
Duiker (HN)	404	276 - 590	169	75 - 383
Eland (U)	224	119-425	64	16-263
Gemsbok (U)	166	52-535	81	26-254
Giraffe (U)	301	169-538	54	18-161
Kudu (U)	567	241-1331	21	7-62
Roan (HN)	225	38-1344	79	28-225
Steenbok (HN)	119	49-287	106	41-275

Estimates are derived using DISTANCE analysis which takes account of drop-off in detectability with distance from the transect line. Sightings from all counts were used to determine species detection profiles. Model: U=uniform; HN=half normal. Care should be taken when considering these estimates for quota setting purposes.

Animals seen

Species	Transects				Total Seen
	George Mukoya		Muduva Nyangana		
	Seen	Groups	Seen	Groups	
Duiker	31	27	11	11	42
Eland	50	13	26	3	76
Elephant	11	4	27	3	38
Gemsbok	56	7	31	3	87
Giraffe	120	19	15	3	135
Hyaena					
Kudu	93	11	4	4	97
Leopard					
Ostrich	13	3	1	1	14
Roan	10	4	25	5	35
Steenbok	9	7	7	7	16
Vervet Monkey	20	1	22	3	42
Warthog	9	3	1	1	10
Wild dog			6	2	
Wildebeest	25	1	12	1	37

Trends overall: Animals per 100km



	George Mukoya	Muduva Nyangana
Transects	24	11
Transect Length (km)	237	105
Area Represented (km ²)	238	122

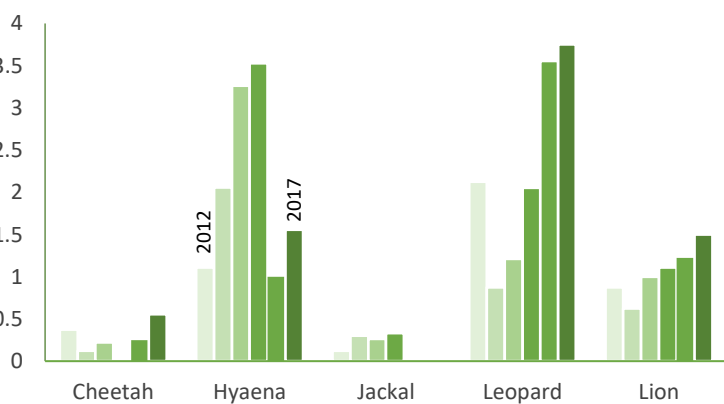
Sightings: previous 5 years

Species	Animals				
	2013	2014	2015	2016	2017
Duiker	27	41	56	43	56
Eland	35	31	39	55	39
Elephant	11		98	171	40
Gemsbok	37	36	44	39	53
Giraffe	40	40	105	89	106
Hyaena			2	1	
Impala		13	1	34	
Kudu	9	84	50	38	70
Leopard					2
Ostrich		6	8	5	1
Roan	21	42	44	32	45
Steenbok	12	17	20	7	10
V. Monkey	12		69	8	45
Warthog	1	4	32	4	9
Wild dog			3		
Wildebeest					4

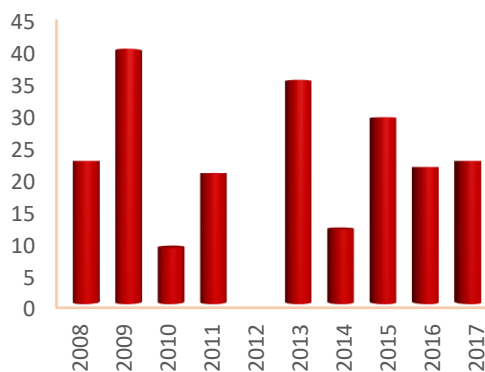
Species	Groups				
	2013	2014	2015	2016	2017
Duiker	26	36	53	40	47
Eland	7	7	11	15	10
Elephant	4		9	15	8
Gemsbok	6	14	13	17	18
Giraffe	8	12	26	15	31
Hyaena			2	1	
Impala		1	1	2	
Kudu	4	20	13	14	14
Leopard					1
Ostrich		1	3	4	1
Roan	3	7	9	10	17
Steenbok	11	15	16	7	9
V. Monkey	2		4	2	3
Warthog	1	3	8	2	4
Wild dog			1		
Wildebeest					1

Supplementary Data (Event Book & FEWS (<http://www.fews.net/>))

Predator Sighting Index



Mortalities (animals)



Rainfall (Jul-Jun) (mm)

